

GPR General Index

The GPR General Index consists of all the listed property stocks that comply to our consistently applied rules. The GPR General Index is the longest running index, with an inception date of 31 December 1983.

Index characteristics

Number of companies	598
Full Market Cap (USD m)	1,982,567
Average	3,315
Largest	123,165
Smallest	42
Median	1,119
% Weight Largest Company	6.21%
Top 10 Holdings (% Index Weight)	23.94%

Index Information

Base date
31 December 1983

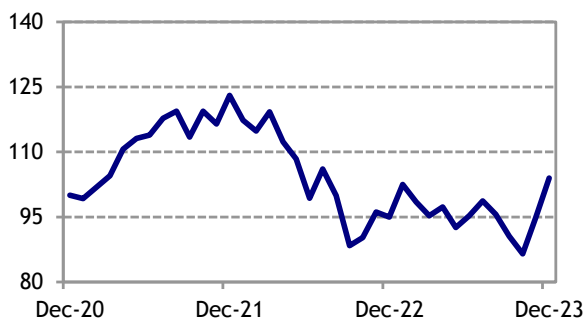
Base value
100

Calculation frequency
Daily

Currencies
EUR, LOC and USD

Geographies
World, continents, regions, zones and countries

3-year index performance in USD



Index characteristics

Returns	3 month	14.76%
	6 month	9.08%
	Y-T-D	9.48%
	1 year	9.48%
	annualized 3 year	1.30%

Dividend yield

1 year	4.23%
--------	-------

Volatility

Annualized risk	1 year	0.04
	3 year	0.04

Sectors

Diversified, healthcare, hotel, industrial, office, other, residential and retail

Fund types

Open end bank funds & closed-end

Rules for company inclusion

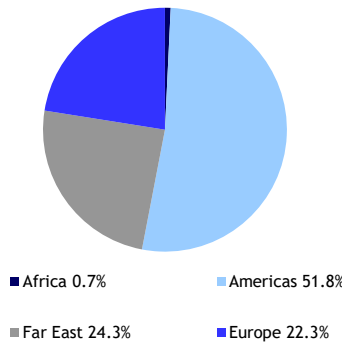
Size
>50 USD million Full Market Cap

Real estate activity
>75% operational turnover

Top 10 by Full Market Cap

Company	Full Market Cap	Weight
1 Prologis Inc	\$ 123,165	6.21%
2 Public Storage Inc.	\$ 53,630	2.71%
3 Welltower OP Inc	\$ 49,906	2.52%
4 Simon Property Group Inc.	\$ 46,535	2.35%
5 Realty Income Corp.	\$ 41,568	2.10%
6 Digital Realty Trust	\$ 40,758	2.06%
7 Extra Space Storage	\$ 33,874	1.71%
8 VICI Properties	\$ 32,981	1.66%
9 AvalonBay Communities Inc.	\$ 26,588	1.34%
10 Vonovia SE	\$ 25,683	1.30%

Continent Breakdown



Rental income

>25% operational turnover

Sector allocation

>60% operational turnover from one specific sector, else Diversified

Country allocation

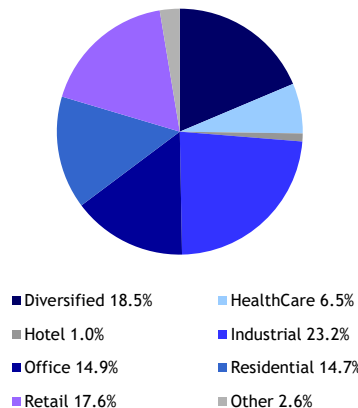
>75% operational turnover from one country (not crossing continental borders), else country of listing

Customization possibilities

Besides the plain vanilla indices like the GPR 250 Index, GPR 250 REIT Index, GPR General Index and the GPR General Quoted Index, Global Property Research offers a vast amount of customization possibilities.

- Any group of continents, countries or constituents can be capped or fixed to reduce or increase its weight;
- Concentration constraint imposed by the UCITS Directive can be implemented;
- All indices can be hedged partially or fully to any currency to reduce the possible currency risk;
- Dividends can be reduced using client specific Withholding Tax percentages;
- Indices can be developed not based on market capitalization, but on Fundamental Indexation factors.

Sector Breakdown



GPR Indices on Data Systems

Bloomberg
Datastream
DeltaOne Solutions
EIKON
FactSet
Financial Express
Fininfo
Investment Metrics
Macrobond Financial
Morningstar, Inc.
Rimes
StatPro
Thomson Reuters
Vestek
Wilshire