

GPR/APREA Composite Index

The GPR/APREA Investable 100 Index is a free float market capitalization weighted index. It represents the 100 most tradeable property investment and development companies from 10 developed and emerging countries in the Asia Pacific region.

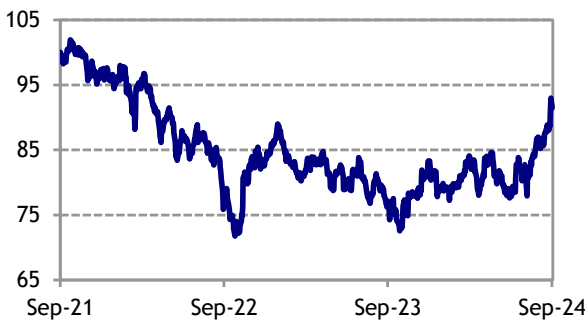
Index characteristics

Number of companies	100
Free Float Market Cap (USD m)	438,732
Average	4,387
Largest	44,537
Smallest	93
Median	2,657
% Weight Largest Company	0.62%
Top 10 Holdings (% Index Weight)	17.97%

Index Information

Base date	31 December 1999
Base value	100
Index Basis	Price return, total return
Rebalancing	Quarterly
Calculation frequency	Daily

3-year index performance in USD



Index characteristics

Returns	3 month	17.46%
	6 month	8.82%
	Y-T-D	9.83%
	1 year	18.62%
	annualized 3 year	-2.92%

Dividend yield

1 year	3.98%
--------	-------

Volatility

Annualized risk	1 year	0.16
	3 year	0.15

Currencies

EUR, JPY, LOC and USD

Geographies

Asia ex-Japan, countries

Sectors

Diversified, healthcare, hotel, industrial, office, other, residential and retail

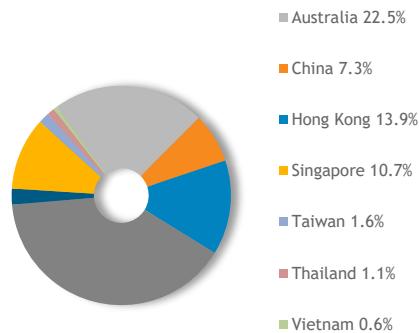
Constituent capping

10% maximum weight per index constituent

Top 10 by Free Float Market Cap

Company	Free Float Market Cap	Weight
1 Wharf Holdings	\$ 2,732	0.62%
2 Henderson Land Development	\$ 4,202	0.96%
3 Sun Hung Kai Properties	\$ 14,311	3.27%
4 New World Development	\$ 1,743	0.40%
5 Sino Land Co.	\$ 3,833	0.87%
6 Hang Lung Properties	\$ 1,638	0.37%
7 China Overseas Land & Investment Ltd	\$ 9,668	2.21%
8 Link REIT	\$ 12,995	2.97%
9 Nippon Accommodations Fund	\$ 2,135	0.49%
10 Mitsui Fudosan	\$ 25,506	5.82%

Continent Breakdown



Rules for company inclusion

Size

>50 USD million Free Float Market Cap

Investibility

>15% free float

Real estate activity

>60% operational turnover

Sector allocation

>60% operational turnover from one specific sector, else Diversified

Country allocation

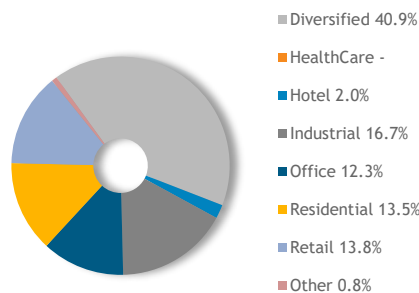
>75% operational turnover from one country (not crossing continental borders), else country of listing

Customization possibilities

Besides the plain vanilla indices like the GPR APREA Composite Index, GPR APREA Composite REIT Index, GPR APREA Investable Index and GPR APREA Investable REIT Index GPR, offers a vast amount of customization possibilities.

- Any group of, countries or constituents can be capped or fixed to reduce or increase its weight;
- All indices can be hedged partially or fully to any currency to reduce the possible currency risk;
- Dividends can be reduced using client specific Withholding Tax percentages;
- Indices can be developed not based on market capitalization, but on Fundamental Indexation factors.

Sector Breakdown



GPR Indices on Data Systems

Bloomberg
Datastream
DeltaOne Solutions
EIKON
FactSet
Morningstar, Inc.
Rimes