

GPR General Quoted Index

The GPR General Quoted Index is a subset of the GPR General Index as it is composed of all the closed-end funds included in the GPR General Index, thereby excluding open-end bank funds.

Index characteristics

| | |
|----------------------------------|-----------|
| Number of companies | 589 |
| Full Market Cap (USD m) | 1,719,030 |
| Average | 2,919 |
| Largest | 104,059 |
| Smallest | 27 |
| Median | 1,028 |
| % Weight Largest Company | 6.05% |
| Top 10 Holdings (% Index Weight) | 22.76% |

Index Information

Base date
31 December 1983

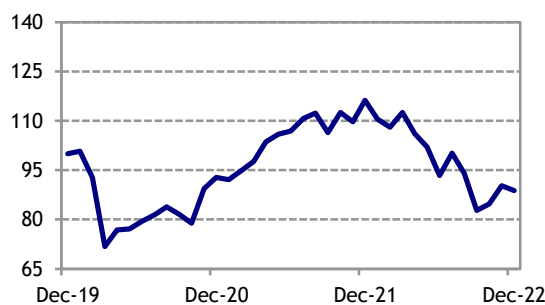
Base value
100

Calculation frequency
Daily

Currencies
EUR, LOC and USD

Geographies
World, continents, regions, zones and countries

3-year index performance in USD



Index characteristics

| | | |
|----------------|-------------------|---------|
| Returns | 3 month | 7.32% |
| | 6 month | -4.86% |
| | Y-T-D | -23.56% |
| | 1 year | -23.56% |
| | annualized 3 year | -3.87% |

Dividend yield

| | |
|--------|-------|
| 1 year | 4.86% |
|--------|-------|

Volatility

| | | |
|------------------------|--------|------|
| Annualized risk | 1 year | 0.03 |
| | 3 year | 0.03 |

Sectors

Diversified, healthcare, hotel, industrial, office, other, residential and retail

Fund types

Closed end

Rules for company inclusion

Size
>50 USD million Full Market Cap

Real estate activity
>75% operational turnover

Rental income
>25% operational turnover

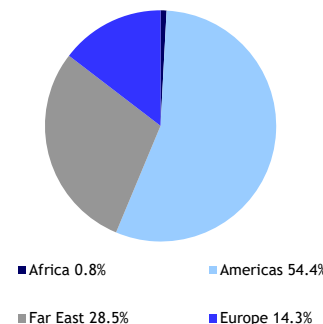
Sector allocation
>60% operational turnover from one specific sector, else Diversified

Country allocation
>75% operational turnover from one country (not crossing continental borders), else country of listing

Top 10 by Full Market Cap

| Company | Full Market Cap | Weight |
|--|-----------------|--------|
| 1 Prologis Inc | \$ 104,059 | 6.05% |
| 2 Public Storage Inc. | \$ 49,212 | 2.86% |
| 3 Realty Income Corp. | \$ 39,780 | 2.31% |
| 4 Simon Property Group Inc. | \$ 38,410 | 2.23% |
| 5 VICI Properties | \$ 31,204 | 1.82% |
| 6 Welltower OP Inc | \$ 30,974 | 1.80% |
| 7 Digital Realty Trust | \$ 28,830 | 1.68% |
| 8 Alexandria Real Estate Equities Inc. | \$ 23,903 | 1.39% |
| 9 AvalonBay Communities Inc. | \$ 22,596 | 1.31% |
| 10 Equity Residential | \$ 22,297 | 1.30% |

Continent Breakdown

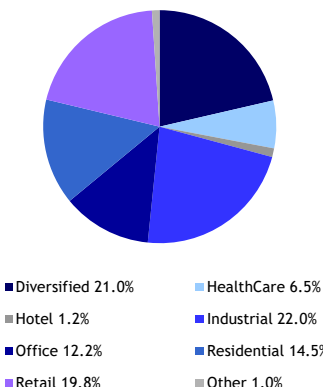


Customization possibilities

Besides the plain vanilla indices like the GPR 250 Index, GPR 250 REIT Index, GPR General Index and the GPR General Quoted Index, Global Property Research offers a vast amount of customization possibilities.

- Any group of continents, countries or constituents can be capped or fixed to reduce or increase its weight;
- Concentration constraint imposed by the UCITS Directive can be implemented;
- All indices can be hedged partially or fully to any currency to reduce the possible currency risk;
- Dividends can be reduced using client specific Withholding Tax percentages;
- Indices can be developed not based on market capitalization, but on Fundamental Indexation factors.

Sector Breakdown



GPR Indices on Data Systems

Bloomberg
Datastream
DeltaOne Solutions
EIKON
FactSet
Financial Express
Fininfo
Investment Metrics
Macrobond Financial
Morningstar, Inc.
Rimes
StatPro
Thomson Reuters
Vestek
Wilshire