

# Mersey Gateway and Silver Jubilee Bridge statistics

OCTOBER TO DECEMBER 2024

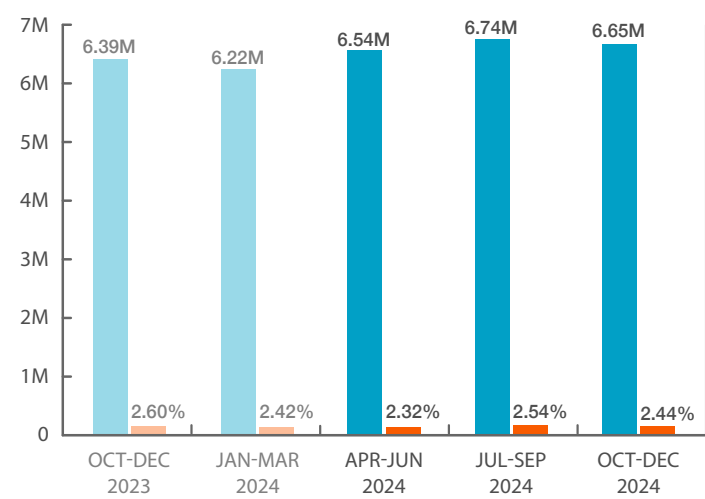
## DURING OCTOBER TO DECEMBER 2024:

- **OCTOBER 2024 IS A RECORD MONTH FOR CROSSINGS** – 2.34 million journeys were made over the Mersey Gateway and Silver Jubilee Bridges in October 2024, making it the busiest month on record
- **OVER 80,000 VEHICLES USING THE BRIDGES EVERY WEEKDAY** – with over 85% of vehicles using the Mersey Gateway Bridge to cross the river
- **MORE CUSTOMERS CHOOSING TO REGISTER WITH MERSEYFLOW AND USE THE AUTO TOP-UP SYSTEM THAN EVER** – shown by over 93% of customers using digital or automated payment methods
- **PCNs DECREASED SLIGHTLY AS A % OF OVERALL JOURNEYS** – over 97.5% of journeys were paid for on time

All revenue, either from tolls/charges or PCNs, contributes towards payment for the Mersey Gateway Bridge.

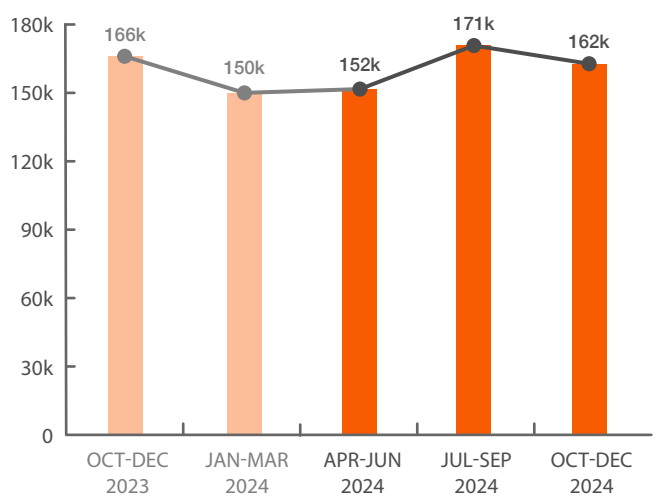
### October 2024 sets new monthly traffic record

Total journeys and number of PCNs issued

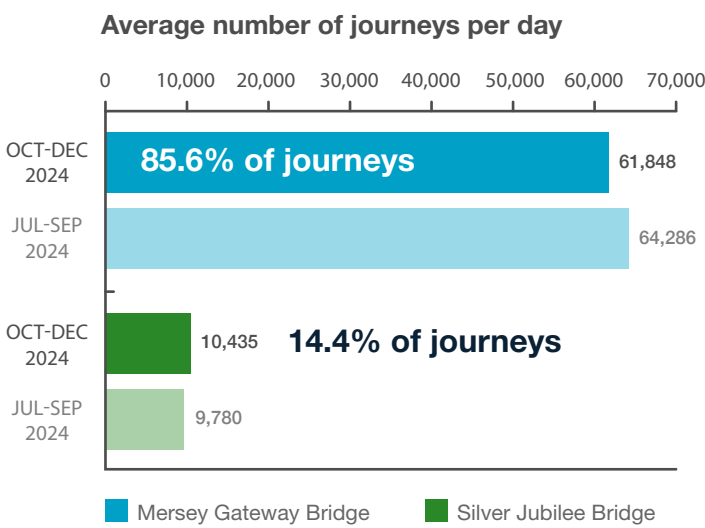


### PCNs drop year on year

PCNs issued

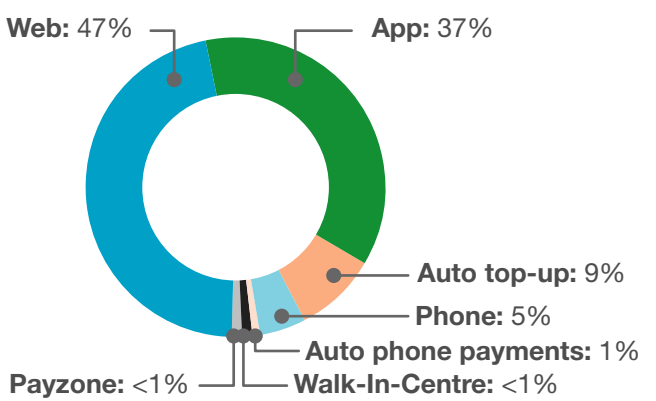


## Bridge usage from October – December 2024



## Payment methods October – December 2024

### Over 93% of payments made via digital or automated channels

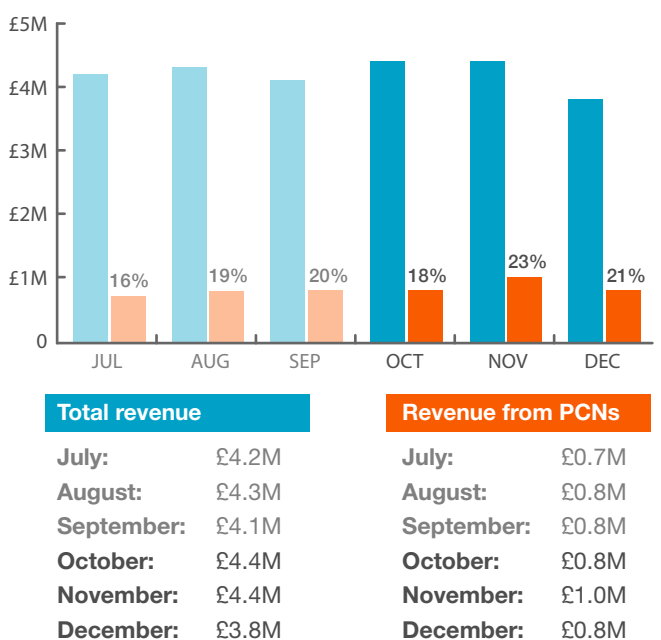


## Total journeys and Penalty Charge Notices (PCNs)

### Over 97.5% of customers paid their toll/charge on time

Month	Total journeys (2024)	PCNs issued (2024)
July:	2.29M	62k
August:	2.26M	55k
September:	2.19M	54k
October:	2.34M	35k
November:	2.23M	74k
December:	2.08M	53k

## Revenue (total and percentage from PCNs)



This dashboard shows you how many vehicles are using the Mersey Gateway and Silver Jubilee bridges, the number of penalty charge notices (PCNs) issued, payments made on time, payment methods, average daily traffic, total revenue received from tolls/charges, and what percentage of this comes from PCNs.

It provides a quick and easy way to view key statistics about the bridges and tolls/charges.