

Mersey Gateway and Silver Jubilee Bridge statistics

JANUARY TO MARCH 2023

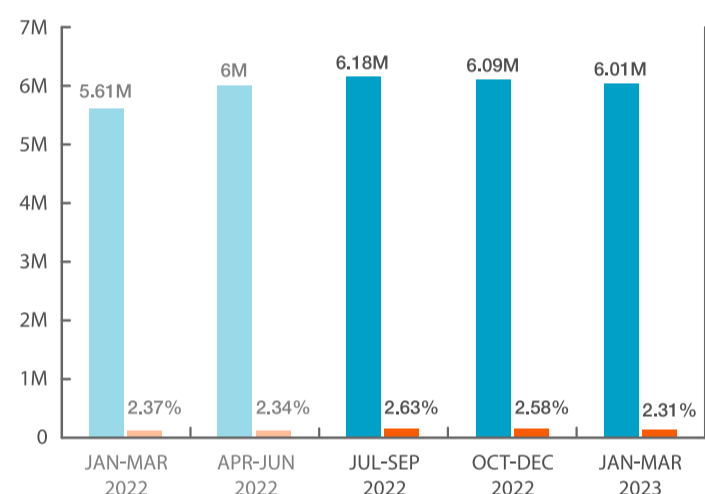
DURING JANUARY TO MARCH 2023:

- **2023 MARKS THE BUSIEST FIRST QUARTER FOR JOURNEYS SINCE THE OPENING OF THE MERSEY GATEWAY BRIDGE** – with over 6 million journeys made across the River Mersey in Halton between January-March 2023
- **PCNs ARE DOWN YEAR ON YEAR AS A PERCENTAGE OF JOURNEY NUMBERS** – the number of PCNs issued dropped slightly from 2.37% of total journeys in January-March 2022 to 2.31% this year
- **MARCH 2023 WAS THE BUSIEST MONTH FOR THE MERSEY GATEWAY BRIDGE IN OVER THREE YEARS** – with over 1,940,000 journeys made across the bridge, the highest since November 2019
- **APP USE FOR JOURNEY PAYMENTS IS STILL ON THE RISE** – over 122,000 transactions were made by customers using the merseyflow QuickPay App in March 2023. The app now consistently handles over 100,000 transactions each month
- **ALMOST 98% OF JOURNEYS WERE PAID FOR ON TIME** – the vast majority of people are paying for their journeys by midnight the day after they cross

All revenue, either from tolls/charges or PCNs, contributes towards payment for the Mersey Gateway Bridge. It is not retained by the council or any of its contractors.

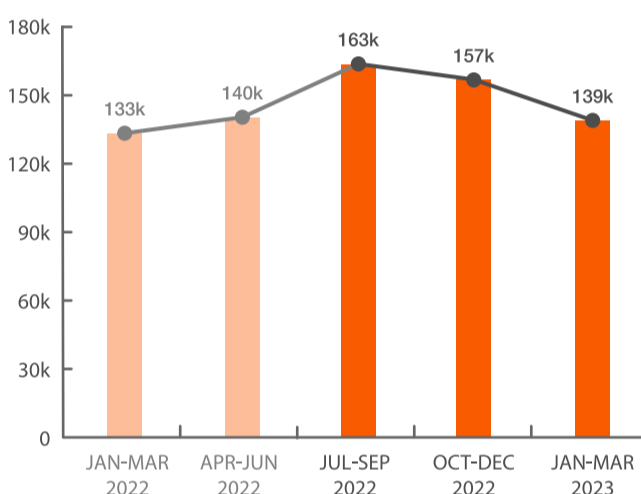
Year on year journey levels continue to rise

Total journeys and number of PCNs issued



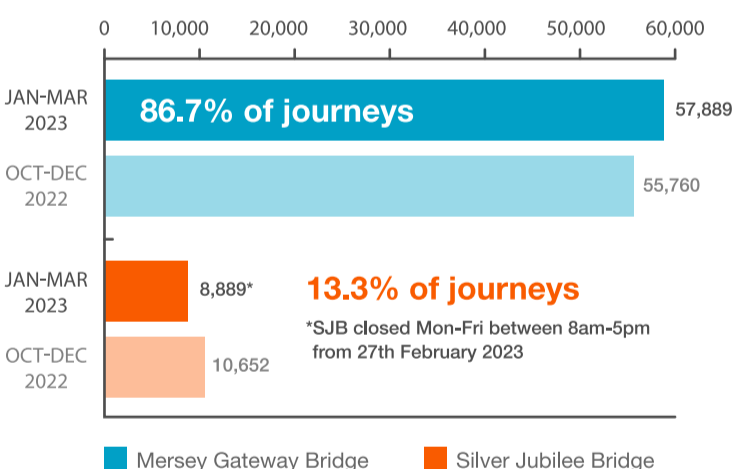
PCNs down year on year as a % of journey numbers

PCNs issued



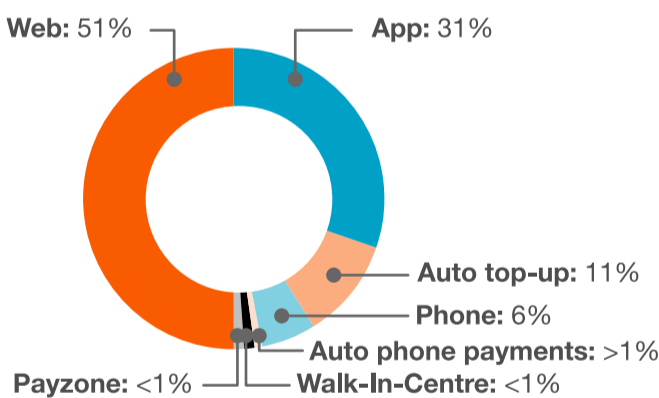
Bridge usage from January – March 2023

Average number of journeys per day



Payment methods January – March 2023

Over 92% of payments made via digital or automated channels



Total journeys and Penalty Charge Notices (PCNs)

Almost 98% of customers paid their toll/charge on time

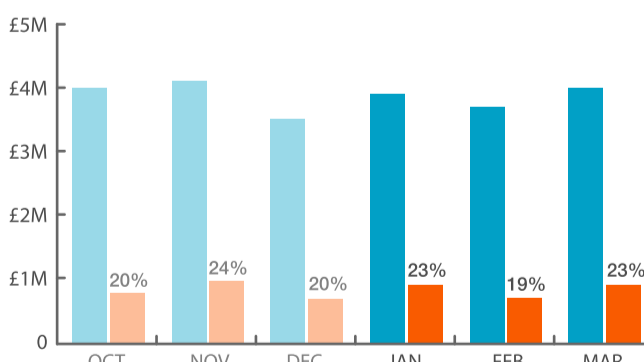
Total journeys (2022/23)

October:	2.11M
November:	2.08M
December:	1.90M
January:	1.98M
February:	1.90M
March:	2.13M

PCNs issued (2022/23)

October:	52k
November:	58k
December:	47k
January:	46k
February:	51k
March:	42k

Revenue (total and percentage from PCNs)



Total revenue

October:	£4.0M
November:	£4.1M
December:	£3.5M
January:	£3.9M
February:	£3.7M
March:	£4.0M

Revenue from PCNs

October:	£0.8M
November:	£1.0M
December:	£0.7M
January:	£0.9M
February:	£0.7M
March:	£0.9M



This dashboard shows you how many vehicles are using the Mersey Gateway and Silver Jubilee bridges, the number of penalty charge notices (PCNs) issued, payments made on time, payment methods, average daily traffic, total revenue received from tolls/charges, and what percentage of this comes from PCNs.

It provides a quick and easy way to view key statistics about the bridges and tolls/charges.