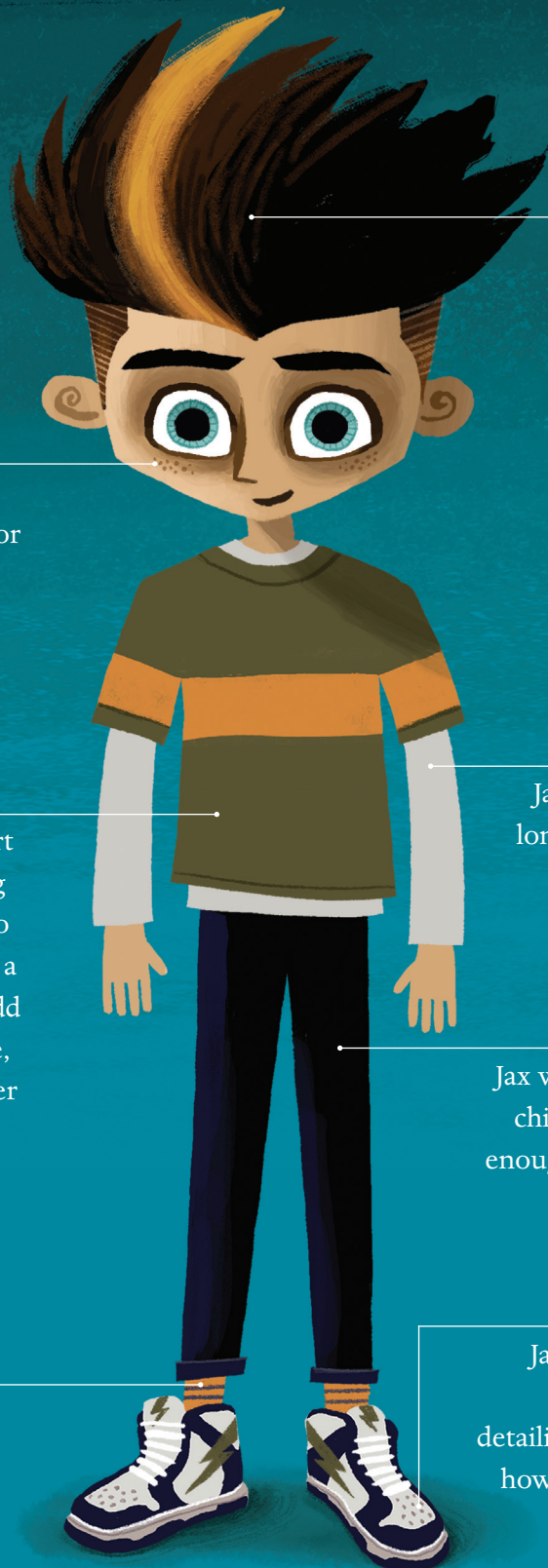


How to dress as JAX WINTER



Freckles

Ask a grown-up for a brown eyebrow pencil. They're perfect for dotting freckles! Spread liberally over the cheekbones.

Olive t-shirt

Jax wears an olive-coloured T-shirt with a thick yellow stripe running horizontally across the middle. To make this at home, you can wear a plain olive or green T-shirt and add the stripe using yellow fabric tape, felt, or even a strip of yellow paper taped on just for the day.

Socks

Jax wears yellow socks with a thin navy stripe. Make sure they peek out from under the rolled-up trousers.

Hair

Jax has a very distinctive hairstyle. It's cropped very short at the back and sides, and is long and spiky on top. Use hair gel to shape it into a bold, manga-style look (the sharper the spikes, the better!). Finish it off by adding

Jax's signature orangey-blond streak using washable, temporary blonde hair spray.

Long-sleeved t-shirt

Jax is into layering. A white or grey long-sleeved t-shirt underneath your olive t-shirt is an absolute must!

Dark blue trousers

Jax wears dark blue trousers – jeans or chinos work perfectly. Turn them up enough to show plenty of sock for that relaxed, Moonhaven-ready look.

High-top trainers

Jax wears chunky high-top trainers, ideally white with blue and gold detailing. Any bold high-tops will work, however. Comfort and confidence are key for full-moon adventures.

How to dress as JOVI WINTER



Hair

Jovi's hair is pulled back into a loose, scruffy ponytail, with a few strands hanging around her ears. She also has a choppy fringe, but don't worry about cutting yours – a headband or clips can help create the look safely.

Freckles

Ask a grown-up for a brown eyebrow pencil. They're perfect for dotting freckles! Spread liberally over the cheekbones.

Jumper

Over her dress, Jovi wears a crop-length petrol-blue jumper with frayed edges on the sleeves, collar, and hem. In the centre of the chest is a pale bluey-green star.

Stripy dress

Jovi wears a short white dress (or long top) that has thin black horizontal stripes. It's comfy, easy to wear, and perfect for sneaking around Moonhaven!

Black trousers

Jovi wears black leggings or slim black jeans with a rip on the right thigh and another on the left knee. Comfy, practical, and just the right amount of edge!

High-top sneakers

Jovi wears black high-top canvas sneakers with white soles, laces and toe caps. Perfect for running through Moonhaven streets in style!

How to dress as **FOURTH**



Hair

Fourth's hair is impossible to miss. It's bright ginger and as big and voluminous as you can make it. Start by rough-drying the hair upside down, then use mousse or light hair gel to build volume. The messier and fluffier, the better – Fourth's hair should look like it has a mind of its own.

Freckles

Ask a grown-up for a brownny / orangey eyebrow pencil. They're perfect for dotting freckles! Spread liberally over the cheekbones, nose and forehead. Don't be shy – Fourth has lots of them!

Roll-neck jumper

Fourth wears a thick, green roll-neck jumper. Across the middle are two light green horizontal stripes. You can draw or tape these on if needed – the contrast is what makes the jumper instantly recognisable

Red jeans

Fourth's jeans are red and full of character. Turn them up at the bottom to reveal wide, pink turn-ups. If you can, add a pink knee patch to each knee using fabric paint or iron-on patches for extra authenticity.

Socks

Lime green socks are a must. Make sure they're clearly visible when the trousers are turned up.

Shoes

Finish the look with a nice pair of brown brogues. Timeless, sturdy and reliable. A bit like Fourth, himself.

How to dress as ESAU MONDAY

Hair

Esau has straight black hair that falls to about chin length. It's neat but relaxed, with a few strands hanging forward in front of his glasses. No styling needed beyond a quick brush – this is an effortlessly cool look.

Esau's Wheelchair

Esau is a wheelchair user. If you are too, you might like to customise your chair in Esau's style, including his pop-up computer screen (easy to make from card). Everybody else: wheelchairs are mobility aids, not costumes. Celebrate Esau by focusing on his other brilliant features instead!

Jeans

Slim-fitting dark blue. Nothing too baggy – Esau's style is all about precision.

Socks

Pale yellow socks to echo the glasses and shirt. Let them show if possible.

Cap

A pale turquoise baseball cap, worn backwards. Make sure it sits comfortably over the hair.

Glasses


Esau wears oversized pale yellow glasses. Toy glasses, costume frames, or even cardboard frames painted pale yellow will work brilliantly. The bigger, the better.

Shirt

Esau wears a pale yellow shirt with a white check pattern. The collar should be done right up to the top, and the sleeves rolled up neatly to the elbows. Smart, sharp, and confident. A bit like Esau himself.

Shoes

Plain black slip-on trainers with a thick white sole. Comfortable, simple, and stylish.



How to dress as PURPLE

Face stripes

Purple has three bold diagonal stripes painted across her face. They help camouflage her when she sneaks out on full-moon nights. Use washable face paint or face crayons and ask a grown-up to help. Keep the lines strong and confident.

Tracksuit

Purple wears a plain, black tracksuit – perfect for helping her blend into the darkness when she sneaks out at night.

Beanie

When she's out and about, Purple wears a black woollen beanie to cover up her signature purple hair (which is so bright it could probably be spotted from the moon, let alone in the dark streets of Moonhaven).

Boots

Purple wears big black boots with a chunky sole – tough, practical, and perfect for Moonhaven night missions.

Hair

Purple's hair is big, bouncy and curly – and, of course, purple! You can use washable, temporary purple hair spray or even a purple wig to get the look. She also wears two large hair clips, purple with pink spots, tucked into her curls for extra flair.

Headphones

Purple always has a pair of chunky headphones resting around her neck, ready to blast her favourite tunes whenever she gets the chance.



How to dress as a MOONLIGHTER

Mooncloak Option 1

THE SUPER-QUICK BIN-BAG CLOAK

You will need:

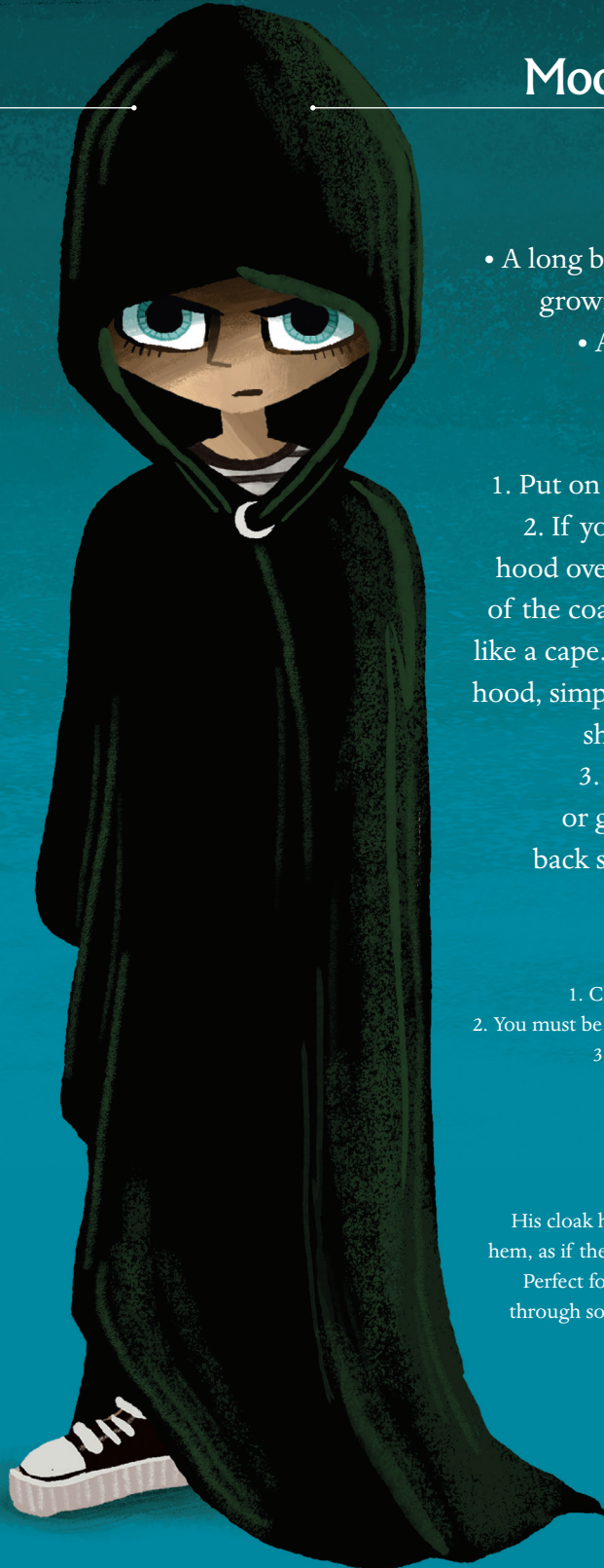
- 2 large black bin bags
- Scissors
- Tape or safety pins
- Card or paper (for a moon clasp)
- Pencil or pen

How to make it:

1. Ask a grown-up to help you cut down one side of each bin bag.
2. Open them out flat and tape or pin them together to make one long black rectangle.
3. At the top, carefully cut a small neck hole so the cloak sits on your shoulders. (Start small – you can always make it bigger!)
4. Cut a small crescent moon shape from card or paper. Colour it white or silver.
5. Use tape or a safety pin to attach the moon at the front of the cloak so it fastens at the neck.
6. Put the cloak on over normal clothes or a hoodie, fasten the moon, and step into the shadows of Moonhaven...

IMPORTANT MOONHAVEN RULE:

Bin bags are for cloaks only. Never put them over your head or face.



Mooncloak Option 2

THE BORROWED COAT CLOAK

You will need:

- A long black coat (borrowed from a grown-up – hooded works best!)
- A black hoodie (if your coat doesn't have a hood)

How to wear it:

1. Put on your hoodie first (if using).
2. If your coat has a hood, put the hood over your head and let the rest of the coat hang over your shoulders like a cape. If your coat doesn't have a hood, simply drape the coat over your shoulders like a cape instead.
3. Let the sleeves hang down, or gently tie them behind your back so they don't get in the way.

Mooncloak Rules (VERY IMPORTANT)

1. Cloaks stay on shoulders, not over faces.
2. You must be able to walk, sit and climb stairs safely.
3. If a teacher says "cloak off", the cloak comes off (even heroes need lunch)
4. Do not run. You might trip.

Jax's cloak tweak

His cloak has three large rips on the bottom right hem, as if they were made by huge werewolf claws. Perfect for a Moonhaven adventurer who's been through some slightly-scary full-moon escapades.

USE SCISSORS
CAREFULLY
ASK A GROWN-UP FOR
HELP IF YOU NEED TO

