

# Tyrannosaurus Drip Hunt-the-Egg Game

You will need: glue, card, scissors & dice

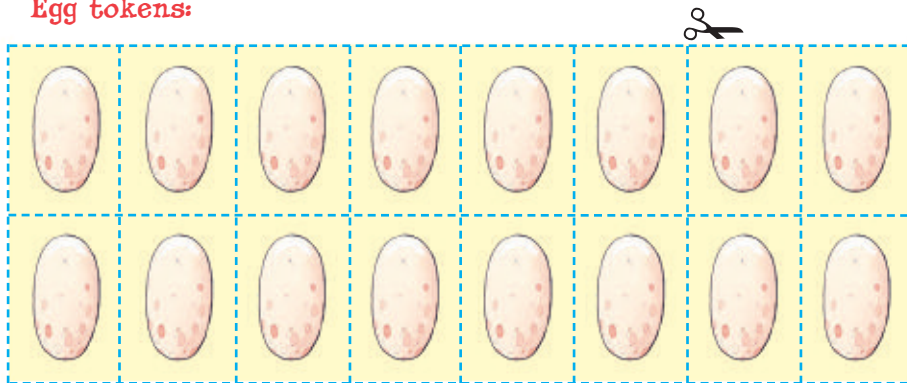
First of all, you will need to make your game board and pieces. Print out both sheets of paper and stick the sheets on to card so your game will be stronger and last longer. With the help of an adult, carefully cut around the dotted lines so you have 16 egg tokens, four playing pieces and four score cards. Now you are ready to play the Tyrannosaurus Drip Hunt-the-Egg game!

## Tyrannosaurus Drip Hunt-the-Egg Game Rules


(For 2-4 players)

1. Put all the egg tokens together and elect one of the players to be the Egg Banker. He or she will be responsible for distributing the egg tokens.
2. All the players take it in turns to throw the dice. The player with the highest number will choose their playing piece (either T-Drip, Comp, T.rex Dad or T.rex Sister) and will start the game. The person who threw the second highest number will then choose their playing piece, and will play second – and so on.
3. All players line up their playing pieces by the 'START' stone.
4. Player one throws the dice and moves their piece the number of spaces shown on the dice, going clockwise around the board. If they land on a stone with an egg on it, they win one egg token to put on their score card.
5. The other players throw the dice in turn and also move their pieces around the board collecting eggs.
6. The first player to collect four eggs on their score card can make their way to the nest in the centre of the board. They can only enter the nest if the number on the dice is the exact number of stones you need to cross to enter the nest.
7. The winner is the first player to enter the nest.

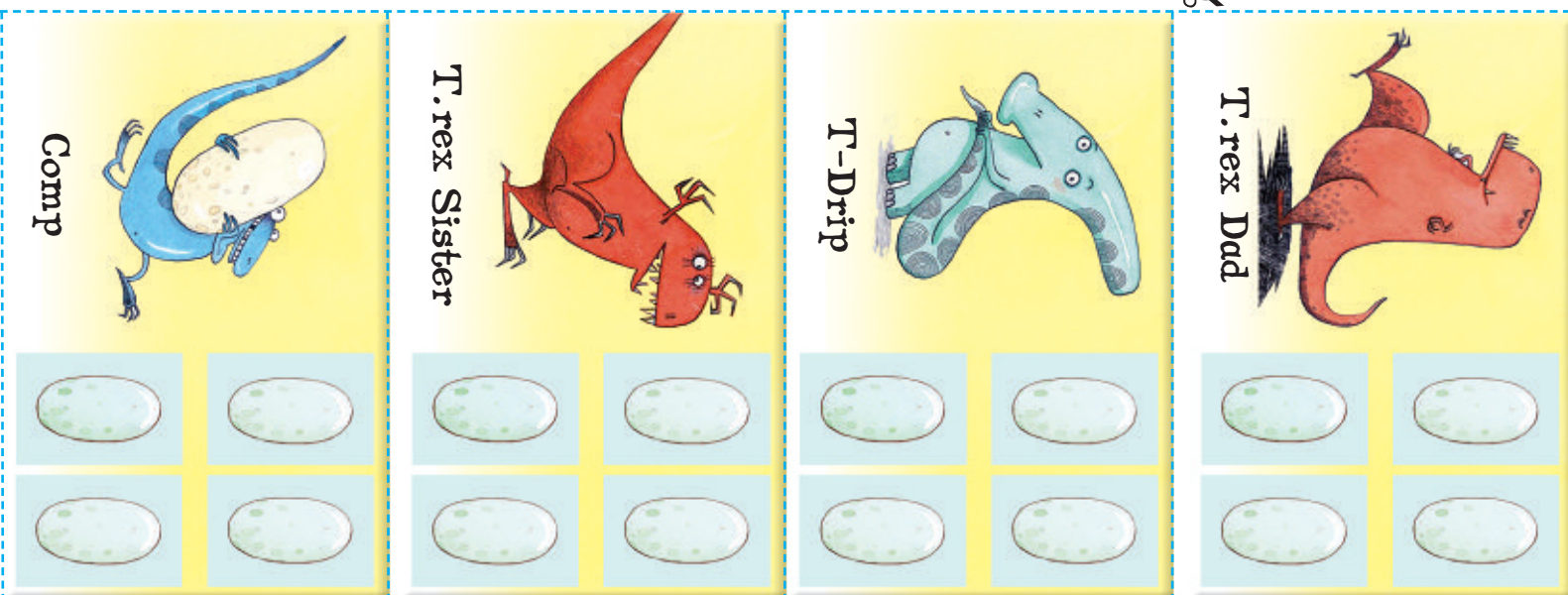
### Egg tokens:



### Player pieces:



### Score cards:







START



Log on to  
[www.gruffalo.com](http://www.gruffalo.com)  
to sing along to the T-Drip  
song with Julia Donaldson