












EXAM CONDITIONS CHECK LIST



BEFORE YOU GET STARTED...

Give yourself **2 minutes** to check the following and make sure you're ready:

-  **Your smartphone (used for the exam camera) has ample charge**
-  **Any other smart device is turned off/on silent and out of sight**
-  **You have your photographic ID with you**
-  **Your room is well lit**
-  **Your desk area is clear of any printed materials and personal belongings**
-  **You have no food on your desk area**
-  **All drinks must be in a transparent bottle or container, with no labelling**
-  **You are alone - there is no one else in the same room as you**
-  **You are not wearing a headset/earphones**
-  **If you wear a hearing aid, you've notified us in advance of your exam**
-  **You have been to the toilet. Breaks are not permitted once the exam starts**

ALL TICKED OFF? THEN LET'S GET STARTED...

Click on the link (that has been emailed to you) and follow the on-screen instructions to set up your equipment and start your exam.

GOOD LUCK!