CODICE ALFANUMERICO
010216

2

CONCEPT STATICO

ESPLOSO ASSONOMETRICO
scala 1:500

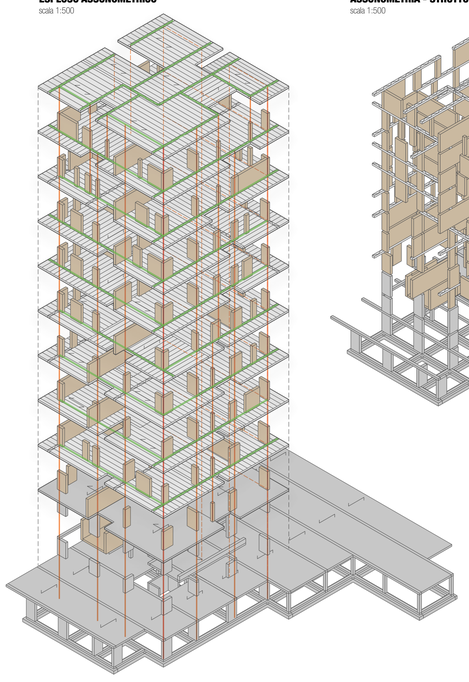

ASSONOMETRIA - STRUTTURE IN ELEVAZIONE
scala 1:500

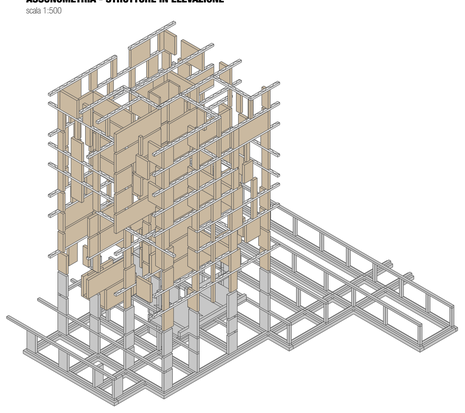

ASSONOMETRIA - STRUTTURA COMPLETA
scala 1:500

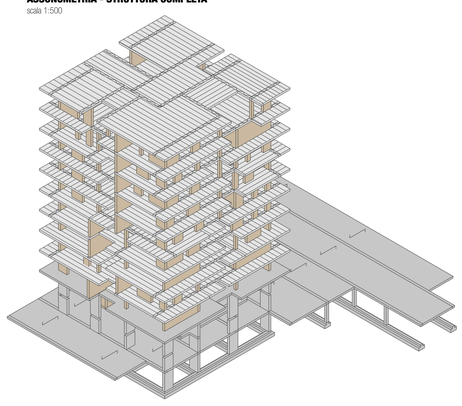

ASSONOMETRIA - STRUTTURE C.A.
scala 1:1.000 - Interrato/Primo Piano

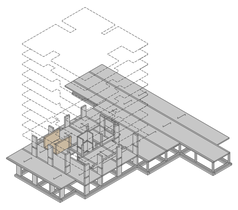

ASSONOMETRIA - STRUTTURE C.A.
scala 1:1.000 - Secondo Piano

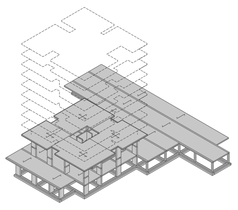

ASSONOMETRIA - STRUTTURE LEGNO
scala 1:1.000

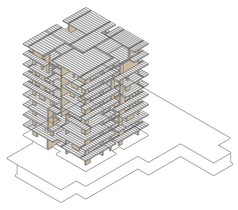

ANALISI SLU
sollecitazioni Vano Scala
Coeff. combinato sfruttamento a taglio-torsione TOT.

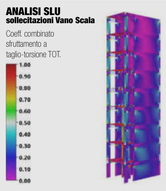

struttura completa

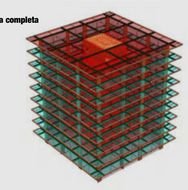

strutture in elevazione

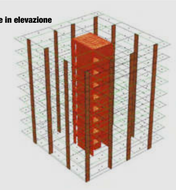

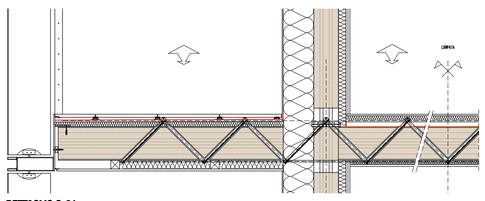

DETTAGLIO S-01
scala 1:20 - Appoggio reticolare passante

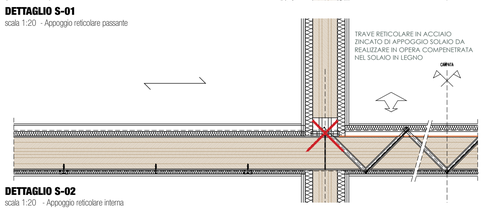

DETTAGLIO S-02
scala 1:20 - Appoggio reticolare interna

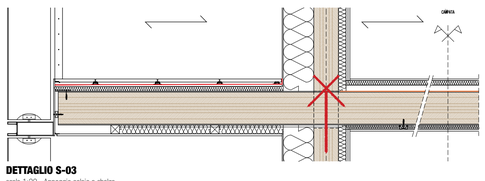

DETTAGLIO S-03
scala 1:20 - Appoggio solaio a sbalzo

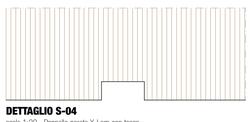

DETTAGLIO S-04
scala 1:20 - Pannello parete X-Lam con tasca

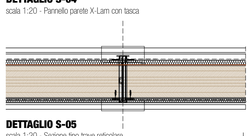

DETTAGLIO S-05
scala 1:20 - Sezione tipo trave reticolare

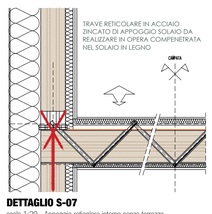

DETTAGLIO S-07
scala 1:20 - Appoggio reticolare interna senza terrazzo

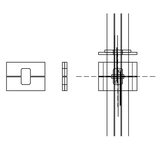

DETTAGLIO S-06
scala 1:20 - Dettaglio piastre reticolare

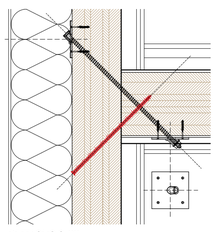

DETTAGLIO S-08
scala 1:10 - Appoggio solaio semplice con parete verticale passante

TRAVATURE RETICOLARI "BUILT IN PLACE"
Per garantire gli appoggi dei solai monodirezionali si prevedono della travi reticolari in acciaio realizzate tramite saldatura in opera "compenetrate" nell'X-Lam che realizzano l'appoggio senza interrompere la continuità del solaio. Il solaio può essere pertanto realizzato come trave continua a più campate e costituire anche i balconi esterni. Nei casi invece dove l'orientamento delle fibre è ortogonale allo sbalzo, sarà la trave reticolare che uscirà a sbalzo permettendo anche in questo caso il taglio termico nel solaio. Nei punti più sollecitati delle pilastrate verranno utilizzati dei rinforzi in acciaio.

ANALISI DELLE DEFORMAZIONI ORIZZONTALI

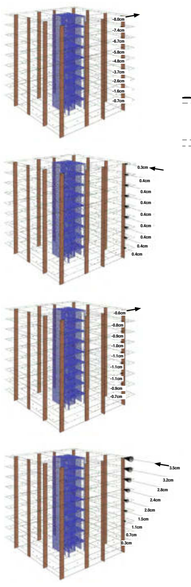

SEZIONE B-B
scala 1:200

SEZIONE A-A
scala 1:200



RENDERING 2.01
FACCIATA OVEST

RENDERING 2.02
ANGOLO NORD-OVEST da Viale interno

SPACCATO PROSPETTICO
scala 1:100

CONNESSIONI ANTI-SISMICHE

HOLD-DOWN
Alleghiamo la proposta in fase di studio per le connessioni antisimiche con funzione dissipativa delle azioni orizzontali. La soluzione è costituita da staffe metalliche e trefoli con teste fuse poste in opera incrociati nei nodi.
Il trasferimento degli sforzi da parete superiore a parete inferiore al solaio direttamente senza coinvolgere quest'ultimo; non ci sono viti normali ma bulloni passanti a doppio o triplo filetto inclinati a 45 ° che lavorano a taglio ed a trazione e si innestano in una controplastra di riscontro, con resistenze molto alte

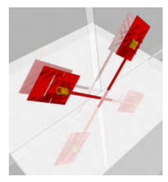

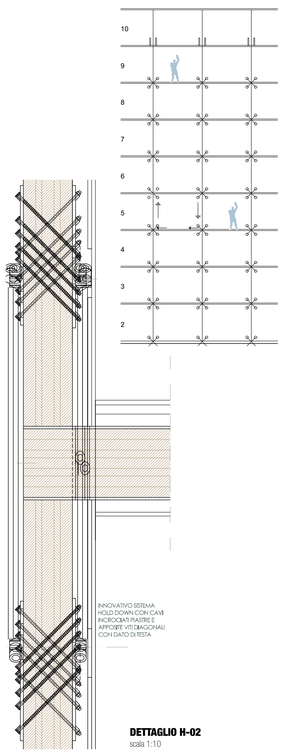

DETTAGLIO H-02
scala 1:10

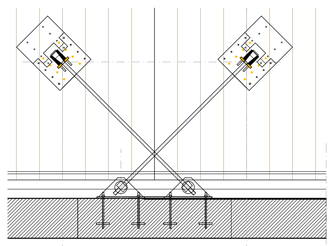

DETTAGLIO H-01
scala 1:20

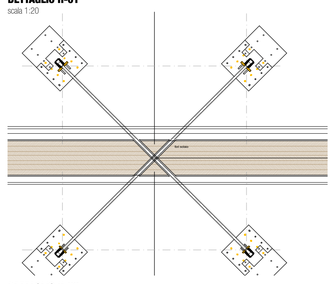

DETTAGLIO H-03
scala 1:20

PROSPETTO SUD
scala 1:200

PROSPETTO EST
scala 1:200



PROSPETTO NORD
scala 1:200

PROSPETTO OVEST
scala 1:200

RENDERING 2.03
VISTA NOTTURNA DA VLE DRUSO

DETTAGLIO FACCIATA
scala 1:20

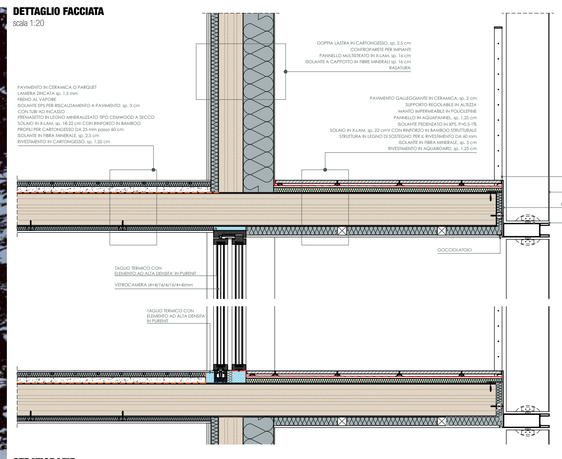

STRATIGRAFIE
scala 1:20

A.01 - PARETI CARTONGESSO 125mm

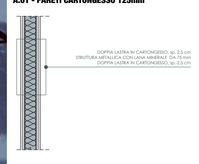

A.02 - PARETI DIVISORIE ALLOGGI 251.5mm

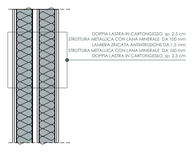

A.03 - PARETI VANO SCALA 300mm

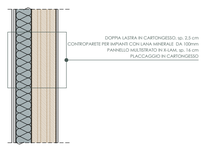
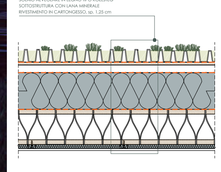
A.04 - SOLAIO COPERTURA
FRENO AL VAPORE
SOLAIO IN X-LAM IN LEGNO TIPO KOELLERSO
SOTTOSTRUTTURA CON LANA MINERALE
RIVESTIMENTO IN CARTONGESSO, sp. 1.25 cm