

Draw Mango and Brash!

1. Draw two arches that sort of look like a bird with long, droopy wings.



2. Add a short line for the top of the snout.

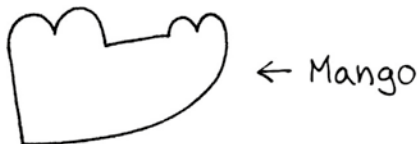


3. Draw two smaller arches for the nose.



4. Make a line at the back of the head, and for **Mango** draw a curved snout connecting his neck to his nose.

If you're drawing **Brash**, give him a rectangular snout.




5. Add details like eyes, nostrils, and neck ridges. Give them expressions with their mouths and eyebrows!





6. Mango and Brash have identical bodies. Let's draw Mango's, because Brash looks grumpy!

Draw a slightly crooked box shape for the torso.



7. Next, add arms, with little triangles at the ends for fingers. The InvestiGators usually have three, or four if we can see their thumbs.



Draw Mango and Brash!

8. Draw legs and feet, similar to the arms, with three triangles for toes.



9. Add a tail.



10. Almost done! Your Gator will need belly stripes and tail ridges.



11. Remember to put them in a V.E.S.T. when they're on the job!



12. Last, give them some gadgets and color them in. Mango is dark green and Brash is light green. What kind of spy gear do YOU think they should have?

