

From the award-winning author of *SEED*,
Caryl Lewis
comes a big-hearted story about
the power of true magic...

THE MAGICIAN'S DAUGHTER

'Some books are about magic.
Some books *ARE* magic.'
Frank Cottrell-Boyce

'This *lovingly-illustrated* story
hits all the right notes,
told in an *easy, light-hearted*
and *engaging prose*'

Reader Review

'I thoroughly enjoyed this
charming story'
Reader Review



Get creative with this **MAGICAL** activity
pack suitable for readers aged 9+!



WORD SEARCH

Can you help Abby find all of the missing words below?

A	P	H	E	N	O	M	E	N	A	L	K	S	E
C	B	N	N	O	E	G	I	P	L	R	M	X	L
O	P	R	G	W	E	J	I	P	B	N	T	U	B
K	E	M	A	G	I	C	I	A	N	R	B	E	A
O	R	J	K	C	T	R	E	R	A	Y	H	A	V
O	F	I	O	L	A	P	E	O	G	Y	U	F	E
B	O	T	R	E	V	D	R	Z	X	L	R	T	I
L	R	I	F	G	S	D	A	J	Q	O	D	E	L
L	M	R	Y	E	I	V	P	B	K	Z	Y	A	E
E	D	W	C	N	I	V	R	T	R	I	C	K	B
P	C	F	A	R	D	A	P	D	N	A	W	Y	N
S	G	R	A	V	I	T	Y	U	R	I	F	T	U
B	Y	N	I	S	U	O	L	L	E	V	R	A	M

abracadabra
extraordinary
gravity
magician

marvellous
perform
phenomenal
pigeon

trick
spellbook
unbelievable
wand



MAGIC MAZE

Can you help Abby lead the rabbit back to her father's magic top hat?

You have 5 minutes to find a path to the hat.

START HERE



WELL DONE!
YOU COMPLETED IT!




BRILLIANT BUNTING

Help Abby create some magic bunting to decorate the care home with!

REMEMBER:

If you want to create multiple designs, photocopy this activity sheet before you get designing!

Colour, decorate and cut out the triangle below before hanging your design on a piece of string.



Always ask for an adult's help when using scissors!



CREATE YOUR OWN SPELLBOOK

Follow the instructions below to create your very own spellbook, just like the one Abby finds in *The Magician's Daughter*!

- 1 Design your very own spellbook cover with the activity sheet on the next page. Illustrate yourself or colour-in, cut out and stick on the illustrations on page 7.

- 2 Fill in the spaces on the empty SPELL sheets. You can also add more of your own content if you wish too!

- 3 Fold all of the Spellbook Activity Sheets in half and fold the cover around the outside of your other activity sheets.

- 4 Using a stapler (always ask for an adult's permission before using), staple your sheets together at the fold.

- 5 Voila! You have your very own spellbook.





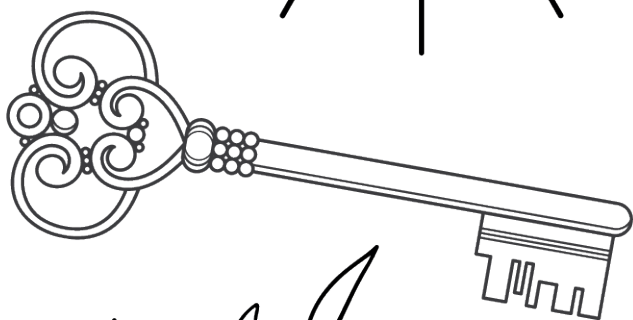
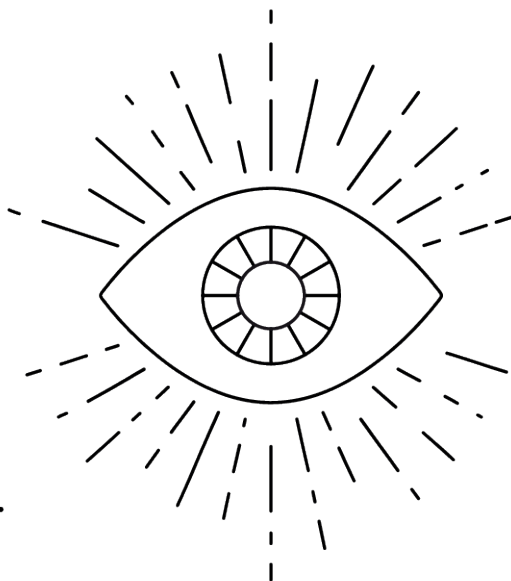


**TURN THE PAGE
TO BEGIN CREATING**



TOP TIP:
For an extra special finish, wrap the piece of paper in your favourite wrapping paper!



SPELLBOOK



This book contains the
following spells...

SPELL

PURPOSE:

APPEARANCE:

INSTRUCTIONS:

SPELL

PURPOSE:

INSTRUCTIONS:

APPEARANCE:

SPELL

PURPOSE:

INSTRUCTIONS:

APPEARANCE:

SPELL

PURPOSE:

INSTRUCTIONS:

APPEARANCE:

SPELL

PURPOSE:

INSTRUCTIONS:

APPEARANCE:
