












Invited speakers

	<p>Yvette van Kooyk</p> <p>Molecular cell biology and Immunology, UMC Amsterdam</p>	<p>Oral tolerance</p> <p>Van Kooyk's research team studies innate and adaptive immune responses guided by glycosylation. Her team unravels cellular communication driven by modified glycoproteins/lipids in cancer, allergy and autoimmunity. Central in her work is the development of new glycan modified immune therapy for cancer and allergy, targeting glycan binding receptors on skin resident antigens presenting cells that induce or inhibit immunity. She was awarded various NWO grants (PIONIER-ASPASIA), ERC Advanced-Eurostars and received the SPINOZA and van Loghem award for life time achievements in field of (Glyco)-Immunology, and is a member of the Royal Netherlands Academy of Sciences (KNAW). Yvette van Kooyk is head of the department Molecular Cell Biology and Immunology, PI of the Dendritic Cell Immunobiology group and co-director of the Amsterdam institute for Infection and Immunity (AII).</p>
	<p>Sarah Pringle</p> <p>University Medical Center Groningen, the Netherlands</p>	<p>Sjögren's syndrome</p> <p>Sarah Pringle investigates salivary gland stem cells in primary Sjögren's syndrome (pSS), radiation damage, medication-induced xerostomia and check point inhibitor-induced xerostomia. She works on the development of iPSC technology for generation of new salivary glands for patients with xerostomia with a view to eventual employment of salivary gland stem cells in the therapy of post-radiotherapy xerostomia, in head and neck cancer patients.</p>
	<p>Matthijs Valstar</p> <p>Netherlands Cancer Institute- Antonie van Leeuwenhoek The Netherlands</p>	<p>Tubarial glands</p> <p>Using advanced PET/CT scan Matthijs Valster discovered a new location with many saliva-producing cells at the back of the nasopharynx. This spot is often irradiated during treatment for head and neck cancer. Damage of this spot might be the reason behind the difficulties in swallowing that people experience after this treatment.</p>
	<p>Ulvi Gursoy</p> <p>University of Turku, Finland</p>	<p>Oral Immunology</p> <p>Main research interests of Ulvi Gursoy are oral biofilm-host cell interactions and analyses of salivary components in diagnosis of periodontitis. Currently supervising five PhD students and has over 90 scientific publications in international peer-reviewed journals. Serving as the president of Scandinavian Society of Periodontology (http://www.scsp.info) and the secretary general of the Scandinavian Division (NOF) of the International Association for Dental Research (http://www.iadr-nof.com/).</p>

	<p>Egija Zaura</p> <p>Academic Centre for Dentistry Amsterdam, the Netherlands</p>	<p>Saliva and the oral microbiome</p> <p>Egija Zaura investigates the oral microbial ecology in health and disease, and how to translate this fundamental knowledge to the clinical practice. She is the head of the Departments of Preventive Dentistry, Cariology and Pediatric Dentistry at the Academic Centre for Dentistry Amsterdam (ACTA), VU Amsterdam and University of Amsterdam, the Netherlands</p>
	<p>Gordon Proctor</p> <p>King's college London, United Kingdom</p>	<p>Mucosal Pellicles</p> <p>Gordon Proctor has done extensive studies of patients with chronically dry mouth and has examined the changes in composition of saliva and how it interacts with oral surfaces. The utility of saliva as a diagnostic fluid is being explored in relation to a number of diseases. Gordon Proctor has been President of the International Association of Dental Research Salivary Research Group. He is Editor-in-Chief of the journal Archives of Oral Biology.</p>
	<p>Tommy Baumann</p> <p>University of Bern, Switzerland</p>	<p>Saliva and dental erosion</p> <p>Tommy Baumann has investigated many factors can play a role in dental erosion. His group is involved in several projects, for example development and validation of diagnostic tools for erosion, effects of erosive foods, anti-erosion effect of toothpastes and mouthwashes, erosion in deciduous and permanent teeth, the effect of saliva and reinforcement of the salivary pellicle.</p>
	<p>Wendy Kaman</p> <p>Academic Centre for Dentistry Amsterdam, the Netherlands</p>	<p>Salivary proteases</p> <p>After working for 10 years at the Erasmus Medical Center in Rotterdam Wendy Kaman continued her research on the diagnostic potential of proteolytic biomarkers at ACTA in 2019. The added value of salivary proteases in monitoring both oral and general health is currently one of her main research topics.</p>
	<p>Stefan Ruhl</p> <p>State University of New York, Buffalo, USA</p>	<p>Evolution of salivary proteins</p> <p>Stefan Ruhl has investigated the evolutionary history of important salivary proteins. He was the first to identify amylase in the saliva of pet dogs and various other mammals. He earned the IADR title Salivary Researcher of the Year and also was honored with the Distinguished Scientist Award in Salivary Research. He was elected as a Fellow of the American Association for the Advancement of Science.</p>

	<p>Christa Nöhammer Austrian Institute of Technology GmbH Austria</p>	<p>Multi-omics biomarkers in saliva for coronary heart disease Christa Nöhammer is head of the biomarker group within the AIT molecular diagnostics group. Her prime interest is the application of high throughput and multiplex technologies for biomarker-discovery & validation in complex human diseases (cancer, COPD, lung fibrosis, diabetes) and the development of non-invasive diagnostics methods, for example in saliva.</p>
	<p>Alexander Welk University of Greifswald, Germany</p>	<p>Lactoperoxidase-Thiocyanate-Hydrogen-Peroxide-System in saliva Alexander Welk did his PhD studies in Greifswald. He spent two years research and teaching at the UTHSC, Memphis, USA en also did research at the UMN, Minneapolis, USA. In 2012 he acquired his habilitation and venia legendi and is since 2021 adjunct professor at the university of Greifswald. His main areas in research are preventive dentistry and biofilm management.</p>

