

GPR Sustainable Real Estate Index Europe

The GPR Sustainable Real Estate Index Europe is a free float market capitalization weighted index which is highly representative indicator of the listed real estate performance in the European Region. The index includes the 59 most sustainable companies from 11 countries across the region.

Index characteristics

Number of companies	59
Free Float Market Cap (EUR m)	145,240
Average	2,462
Largest	18,657
Smallest	174
Median	1,385
% Weight Largest Company	10.16%
Top 10 Holdings (% Index Weight)	55.34%

Index Information

Base date
30 November 2018

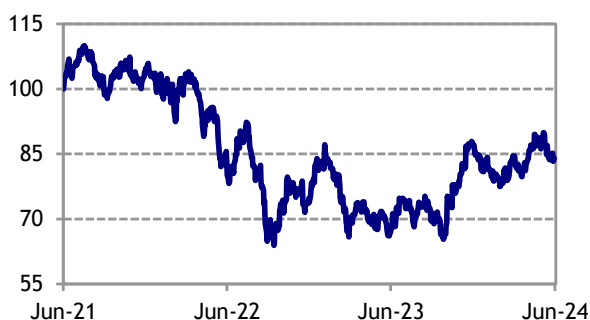
Base value
100

Base Universe
GPR General Quoted Europe

Index Basis
Price return, total return net

Rebalancing
Quarterly

3-year index performance in USD



Index characteristics

Returns	3 month	-0.65%
	6 month	-3.47%
	Y-T-D	-3.47%
	1 year	23.40%
	annualized 3 year	-5.65%

Volatility

Annualized risk	1 year	0.23
	3 year	0.25

Calculation frequency
Daily

Currencies
EUR

Sectors
Diversified, healthcare, hotel, industrial, office, other, residential and retail

Fund Types
Closed end

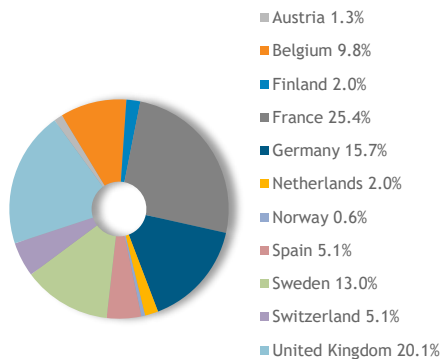
Geography capping
20% maximum weight for United Kingdom

Constituent capping
5/10/40 UCITS capping
liquidity capping

Top 10 by Free Float Market Cap

Company	Free Float Market Cap	Weight
1 Vonovia SE	€ 18,657	10.16%
2 Unibail-Rodamco-Westfield	€ 8,740	10.05%
3 LEG Immobilien SE	€ 5,678	5.55%
4 Klepierre	€ 5,534	5.41%
5 Gecina	€ 3,829	4.69%
6 Segro Plc	€ 13,111	4.57%
7 Castellum AB	€ 4,633	4.53%
8 PSP Swiss Property	€ 5,459	4.13%
9 MERLIN Properties SOCIMI S.A.	€ 3,439	3.16%
10 Warehouses De Pauw	€ 4,494	3.09%

Country Breakdown



Rules for company inclusion

Size
>50 USD million Free Float Market Cap

Investibility
>15% free float

Real estate activity
>75% operational turnover

Rental income
>25% operational turnover

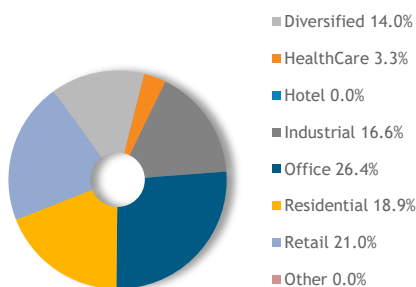
Sector allocation
>60% operational turnover from one specific sector, else Diversified

Customization possibilities

As is showcased in the GPR Sustainable Real Estate Index Europe GPR offers a vast amount of customization possibilities. Some of which are listed below.

- Any group of, countries or constituents can be capped or fixed to reduce or increase its weight;
- All indices can be hedged partially or fully to any currency to reduce the possible currency risk;
- Dividends can be reduced using client specific Withholding Tax percentages;
- Indices can be developed not based on market capitalization, but on Fundamental Indexation factors.

Sector Breakdown



Country allocation
>75% operational turnover from one country (not crossing continental borders), else country of listing

ESG
ACTIAM N.V. specific criteria