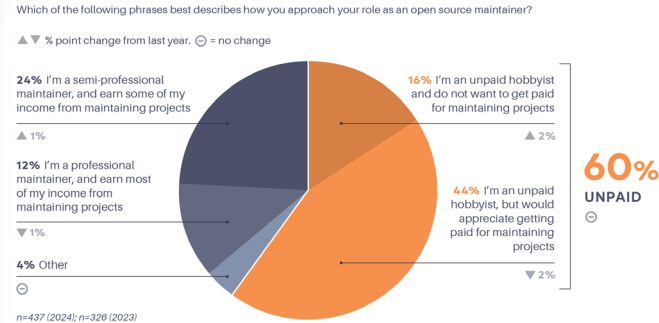


# Top 5 findings from the 2024 maintainer survey

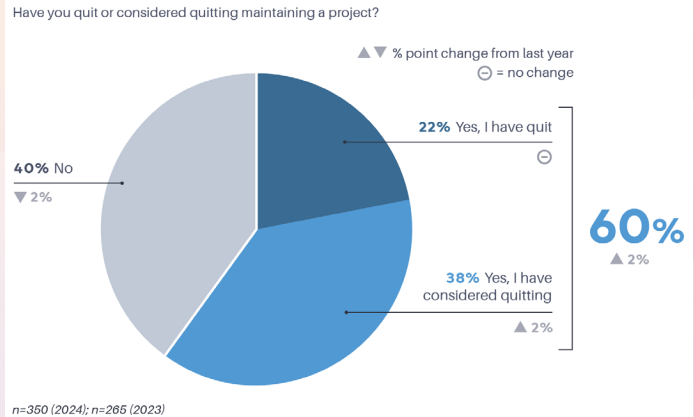
## 60% of maintainers are still not paid for their work

We asked this same question in 2023 and wanted to see if things have changed. As it turns out, they have not changed a bit.



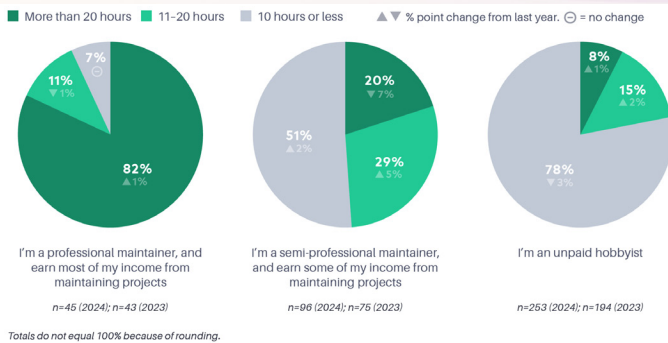
## More than half of maintainers have quit or considered quitting their maintenance work

This year the percentage of maintainers who have either quit or considered quitting their work was 60%, which is consistent with the 58% in 2023 and 59% in 2021.



## The more maintainers get paid, the more they work on open source

The vast majority of unpaid hobbyists (78%) spend ten hours or less per week on their maintenance work.



## Improvements made by paid maintainers

We asked the 36% of maintainers who are getting paid for their work what types of improvements they've been able to make to their projects as a result of getting paid.



## Paid maintainers implement more security practices than unpaid maintainers

Paid maintainers are significantly more likely to have implemented the practices than unpaid maintainers.



## Get all of the key findings from our newest survey of open source maintainers

Want to check out the full report? You can access it by navigating to [tidlift.co/24-survey](https://tidlift.co/24-survey), or scanning the QR code below.

