



**JI WALL**  
**1000SF PIR**  
Insulated panels (PIR core)

MR023 / 0122

**JORISIDE**  
THE STEEL FUTURE



## Index

Description	2
External profiles	2
Materials	3
A1. External weather sheet	3
A2. Internal liner sheet	3
A3. Insulation core	3
Confidex® Guarantee by Tata Steel	4
Performance	5
Certifications, quality and durability	7

Joris Ide NV is not responsible for printing errors and / or any differences between the images in this catalogue and the final product delivered. Joris Ide NV reserves the right to modify the technical specifications at any time without prior notice. To ensure that you have the latest version at hand, we invite you to scan this QR code to retrieve the latest version on our website [www.joriside.com](http://www.joriside.com).



# Ji WALL 1000SF PIR

## Insulated panels (PIR core)

With an array of different finishes and colours the Ji Wall 1000SF PIR is the perfect panel for Industrial, Commercial or even Residential applications.

This LPCB approved panel is used horizontally or vertically according to personal preferences.



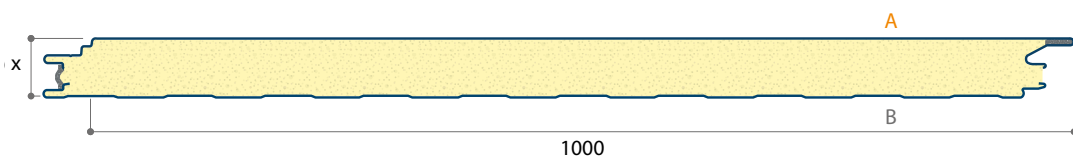
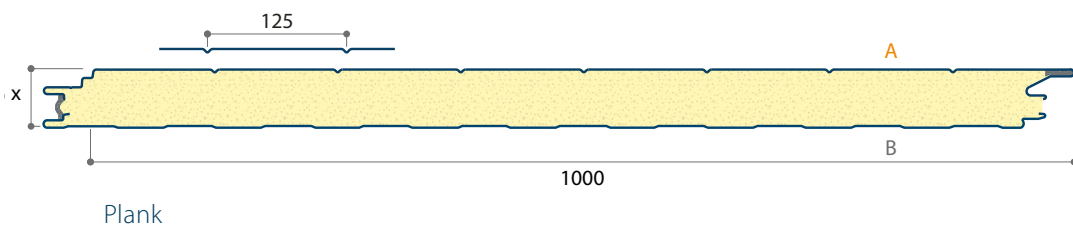
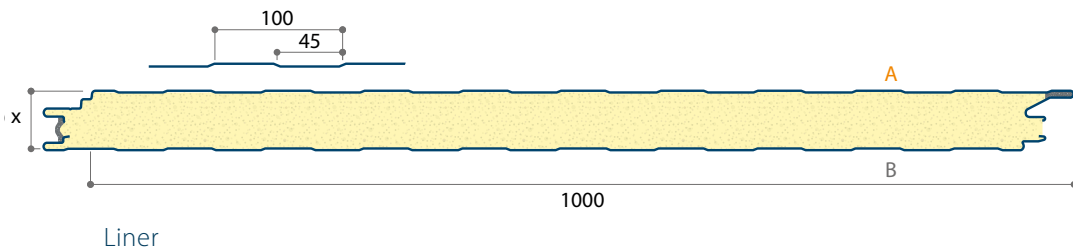
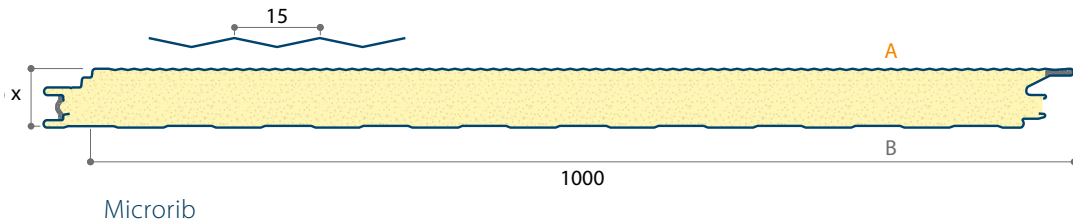
The Joris Ide group has more than 3 decades of experience, processes 370.000 tonnes of steel per year, has 16 production sites over 5 countries with the help of more than 1100 employees. Joris Ide, your dedicated partner.



## Description

With the JI Wall 1000SF PIR, Joris Ide allows for an architectural solution by combining the horizontal or vertical placed panels with accessories in different aesthetic finishes, coatings and color throughout a wide range of external profiles. In this way the building can be designed as unique in its kind.

## External profiles



Smooth

*Deviation from flatness according to accepted tolerance of CE standard (EN 14509).*

## Materials

### A1. External weather sheet

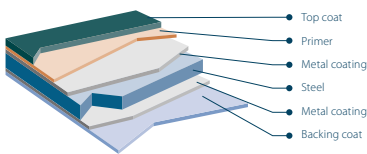
Joris Ide offers one of the widest ranges in coatings and colours which can be defined per project and building requirements. Please consult our colorflow brochure for detailed information.

*The JI Onduwall 1000SF PIR and JI Wall 1000SF PIR smooth are only available upon demand in limited colours / coatings.*



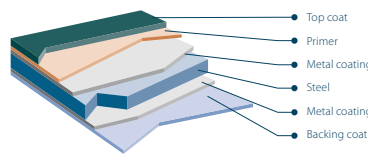
#### Essential 25 μ

5 microns primer + 20 microns top coat

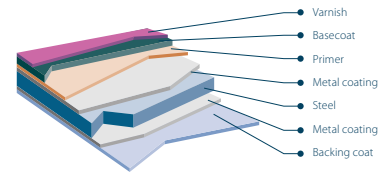


#### Ultra 60 μ

25 microns primer + 30 microns top coat

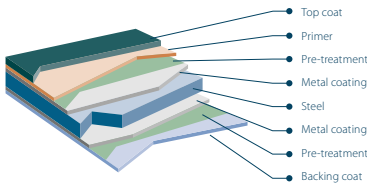


#### Ultra-X 70 - 75 μ

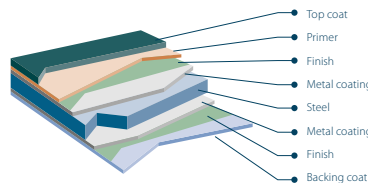


#### HPS 200 Ultra® 200 μ

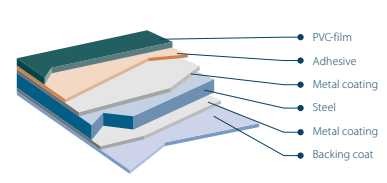
200 microns + Scintilla® embossing



#### Colorfarm® 35 μ



#### Foodsafe 150 μ



### A2. Internal liner sheet

Internal conditions of a building can vary; Joris Ide can offer a wide range to suit heavy-duty environments such as humidity and ammoniac. Please consult our colorflow brochure for detailed information.

- 15 μ Polyester RAL 9002 (standard)
- 25 μ Polyester
- Colorfarm 35μ
- PVC Foodsafe 150 μ PVC
- HPS 200 μ

### A3. Insulation core

JI Wall 1000SF PIR insulated panels are made with a high thermal performance and environmental sustainable PIR foam with zero ozone depletion and a low global warming potential.

## Confidex® Guarantee by Tata Steel

For over 20 years the Confidex® Guarantee from Tata Steel has remained best in class. Confidex® is the product performance guarantee for Colorcoat HPS200 Ultra® and Colorcoat Prisma®, when used in an external conventional building envelope application namely roof and wall cladding using single skin, built-up or composite panel construction in industrial and commercial buildings. Confidex® offers the longest and most comprehensive guarantee for pre-finished steel in Europe.

### Key features include;

- Extended guarantee cover for up to 40 years on Colorcoat HPS200 Ultra® and up to 30 years on Colorcoat Prisma®.
- No requirement for annual inspections or maintenance to validate the guarantee.
- Covers cut edges produced under factory controlled conditions for the entire guarantee period.
- Backed by years of worldwide product testing and real world experience.
- Provides cover for roof pitches down to 1° and no distinction between different roof pitches above that.
- Offered directly to the building owner and provides a contractual relationship between Tata Steel and the building owner.
- Fully transferable should building ownership change.
- Helps reduce the level of risk for each part of the supply chain.
- Quick and simple online registration form.

With Confidex® registration



Without Confidex® registration



### Other warranties

Whilst Confidex® has always been restricted to the weathering performance of the external cladding, Tata Steel has recognised the growing emergence of demanding internal environment projects, such as energy from waste plants, and may offer a non-Confidex® warranty on a case by case basis for Colorcoat HPS200 Ultra® used internally.

Application specific warranties are also available for non-standard cladding applications; i.e residential roofs, flashings and sectional roller shutter doors.



Please have a look at our customer portal at [www.joriside.com](http://www.joriside.com) for more information about the guarantee.

### Regions covered

### by the Confidex® Guarantee




#### KEY

- Northern Europe – Zone 1
- Southern Europe – Zone 2
- For areas outside of Confidex® zones please contact Tata Steel for more information.

### Notes

- Figures under the Coastal heading are for buildings within 1 km of any coast.
- Full terms and conditions of the Confidex® Guarantee are on the online application form, available from [www.colorcoat-online.com/registration](http://www.colorcoat-online.com/registration)
- Confidex® must be registered within 3 months of the building completion date for the guarantee to be valid.
- The Confidex® Guarantee periods on the diagram above are applicable to Zone 1 and Zone 2. For more information visit [www.colorcoat-online.com/confidexmap](http://www.colorcoat-online.com/confidexmap)

Colorcoat HPS200 Ultra, Colorcoat Prisma, Confidex are trademarks of Tata Steel UK Limited.



## Performance

### Weight and thermal performance

Core Thickness (mm)	60	80	100	120	150
U-value (W/m <sup>2</sup> K)	0,41	0,27	0,21	0,18	0,14
Weight (kg/m <sup>2</sup> )	11,03	11,79	12,55	13,31	14,45
Rw (dB)	25 (-2;-5)	25 (-2;-4)	26 (-2;-4)	27 (-3;-5)	28 (-3;-6)

Calculated in accordance to European product standard EN 14509.

## Environmental

The JI Wall 1000SF PIR corresponds to the BRE Global Green Guide online generic specification Coated steel composite profiled panel with pentane blown PUR/PIR insulation and steel liner on steel support, structural steel frame with no internal finish (ref. 806600001) which achieves a summary rating of A+ within industrial buildings. The production facility is ISO 14001 and BES 6001 certified.

## Fire

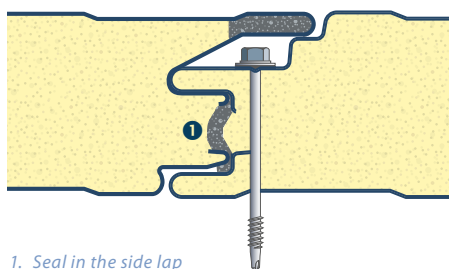
The JI Wall SF PIR is classified B-s2, d0 when tested to BS EN 13501-1:2013 and has a LPCB (Loss Prevention Certification Board EXT-B Grade (certificate No : 700a to LPS181 : Part 1 : Issue 1 )

Panel	Orientation		Gauge (mm)	Fire resistance*		Grade	Core	LPCB
	Vertical	Horizontal		Integrity (min)	Insulation (min)			
JI Wall 1000SF PIR	●	●	60-150	-	-	EXT-B	PIR	700a/21
JI Wall 1000SF PIR	●		80-150	129	22	EXT-A15	PIR	700a/22

\* Please check [www.redbooklive.com](http://www.redbooklive.com) for notes on installation.

## Seals

The JI Wall 1000SF PIR comes standard with a factory applied seal in the side lap (fig.1-1). Additional seals might be applied on site depending on condition.



\* See Installation Guide

## Dimensions and tolerances

Minimum length : 2,50 m – Maximum length : 14 m (shorter lengths possible upon demand)

Length < 3000 mm	± 5 mm
Length > 3000 mm	± 10 mm
Width (mm)	± 2 mm
Gauge (mm)	± 2 mm

Product tolerances [ According to EN 14509]

## Performance

### Safe Load table

- The span/load tables are only valid for wall application. For intermediate values, linear interpolation may be used.
- Values have been calculated using the method described in BS EN 14509:2013 for dark coloured panels.
- Deflection limit for short term loads: L/100.
- The minimum required support width for end and intermediate supports is 50mm. Larger support widths are possible. For intermediate values, linear interpolation may be used.
- This table has been made considering a minimum pull-out resistance  $P_k/\gamma_m$  of 2,80kN at end supports and  $P_k/\gamma_m$  of 3,10kN at intermediate supports.
- Calculation of fasteners and hidden fix is not included. Maximum span depends on the number and type of fasteners as well as the material and thickness of the supporting structure.
- In the case of double or triple span conditions, this span/load table can only be used when all spans are equal or when the difference between the spans is less than 10%.
- These span/load tables only consider the pressure/suction wind load.

### Span table Load type (kN/m<sup>2</sup>)

Thickness (mm)			Span (m)																			
			1,60	1,80	2,00	2,20	2,40	2,60	2,80	3,00	3,20	3,40	3,60	3,80	4,00	4,20	4,40	4,60	4,80	5,00	5,20	5,40
60	Pressure	Single	4,53	4,03	3,63	3,30	2,86	2,45	2,11	1,84	1,62	1,44	1,27	1,15	1,03	0,94	0,87	0,79	0,71	0,65	0,58	0,52
		Double	4,53	4,03	3,63	3,30	2,86	2,45	2,06	1,72	1,46	1,25	1,08	0,93	0,81	0,71	0,64	0,57	0,50	0,47	0,44	0,41
		Multiple	4,53	4,03	3,63	3,30	2,86	2,45	2,11	1,84	1,62	1,44	1,27	1,15	1,03	0,94	0,87	0,79	0,72	0,68	0,63	0,58
	Suction	Single	2,33	2,07	1,87	1,70	1,56	1,44	1,33	1,24	1,17	1,10	1,04	0,98	0,93	0,84	0,76	0,66	0,56	0,47	0,39	0,31
		Double	2,58	2,30	2,07	1,88	1,72	1,59	1,31	1,00	0,79	0,64	0,51	0,44	0,38	0,31	0,25					
		Multiple	2,58	2,30	2,07	1,88	1,72	1,59	1,48	1,38	1,28	1,11	0,97	0,85	0,74	0,68	0,61	0,55	0,49	0,46	0,44	0,41
80	Pressure	Single		4,71	4,24	3,86	3,53	3,20	2,75	2,41	2,12	1,88	1,68	1,50	1,36	1,23	1,13	1,03	0,95	0,88	0,81	0,74
		Double		4,71	4,24	3,86	3,53	3,20	2,75	2,41	2,10	1,81	1,55	1,35	1,17	1,02	0,90	0,79	0,71	0,65	0,58	0,52
		Multiple		4,71	4,24	3,86	3,53	3,20	2,75	2,41	2,12	1,88	1,68	1,50	1,36	1,23	1,13	1,03	0,95	0,88	0,81	0,74
	Suction	Single	2,33	2,07	1,87	1,70	1,56	1,44	1,33	1,24	1,17	1,10	1,04	0,98	0,93	0,89	0,85	0,81	0,78	0,75	0,72	0,67
		Double	2,58	2,30	2,07	1,88	1,72	1,59	1,48	1,38	1,29	1,07	0,86	0,70	0,58	0,48	0,41	0,35	0,29			
		Multiple	2,58	2,30	2,07	1,88	1,72	1,59	1,48	1,38	1,29	1,22	1,15	1,09	0,99	0,89	0,79	0,71	0,65	0,59	0,53	0,49
100	Pressure	Single			4,80	4,36	4,00	3,69	3,38	2,95	2,60	2,29	2,05	1,84	1,66	1,50	1,38	1,26	1,16	1,07	0,98	0,92
		Double			4,80	4,36	4,00	3,69	3,38	2,95	2,60	2,29	2,05	1,80	1,58	1,38	1,21	1,06	0,94	0,84	0,74	0,68
		Multiple			4,80	4,36	4,00	3,69	3,38	2,95	2,60	2,29	2,05	1,84	1,66	1,50	1,38	1,26	1,16	1,07	0,98	0,92
	Suction	Single	2,33	2,07	1,87	1,70	1,56	1,44	1,33	1,24	1,17	1,10	1,04	0,98	0,93	0,89	0,85	0,81	0,78	0,75	0,72	0,69
		Double	2,58	2,30	2,07	1,88	1,72	1,59	1,48	1,38	1,29	1,22	1,15	1,07	0,88	0,71	0,60	0,49	0,43	0,37	0,31	
		Multiple	2,58	2,30	2,07	1,88	1,72	1,59	1,48	1,38	1,29	1,22	1,15	1,09	1,03	0,98	0,94	0,89	0,79	0,72	0,66	0,60
120	Pressure	Single				4,77	4,38	4,04	3,75	3,36	2,96	2,63	2,34	2,10	1,90	1,72	1,57	1,44	1,32	1,22	1,13	1,04
		Double				4,77	4,38	4,04	3,75	3,36	2,96	2,63	2,34	2,10	1,88	1,64	1,42	1,23	1,08	0,95	0,85	0,75
		Multiple				4,77	4,38	4,04	3,75	3,36	2,96	2,63	2,34	2,10	1,90	1,72	1,57	1,44	1,32	1,22	1,13	1,04
	Suction	Single	2,33	2,07	1,87	1,70	1,56	1,44	1,33	1,24	1,17	1,10	1,04	0,98	0,93	0,89	0,85	0,81	0,78	0,75	0,72	0,69
		Double	2,58	2,30	2,07	1,88	1,72	1,59	1,48	1,38	1,29	1,22	1,15	1,09	1,03	0,84	0,68	0,55	0,46	0,38	0,31	
		Multiple	2,58	2,30	2,07	1,88	1,72	1,59	1,48	1,38	1,29	1,22	1,15	1,09	1,03	0,98	0,94	0,90	0,81	0,73	0,66	0,60
150	Pressure	Single					4,84	4,47	4,15	3,83	3,42	3,02	2,69	2,42	2,19	1,98	1,80	1,65	1,51	1,40	1,29	1,20
		Double					4,84	4,47	4,15	3,83	3,42	3,02	2,69	2,42	2,19	1,98	1,73	1,48	1,27	1,11	0,97	0,86
		Multiple					4,84	4,47	4,15	3,83	3,42	3,02	2,69	2,42	2,19	1,98	1,80	1,65	1,51	1,38	1,25	1,15
	Suction	Single	2,33	2,07	1,87	1,70	1,56	1,44	1,33	1,24	1,17	1,10	1,04	0,98	0,93	0,89	0,85	0,81	0,78	0,75	0,72	0,69
		Double	2,58	2,30	2,07	1,88	1,72	1,59	1,48	1,38	1,29	1,22	1,15	1,09	1,03	0,98	0,78	0,61	0,47	0,37	0,27	
		Multiple	2,58	2,30	2,07	1,88	1,72	1,59	1,48	1,38	1,29	1,22	1,15	1,09	1,03	0,98	0,94	0,87	0,75	0,67	0,59	0,51


for design loads/spans out of the presented range or for other cases that doesn't fit within the assumptions presented above, please contact the technical assistance department of Joris Ide

Steel grade: S280 GD, external sheet 0,60 mm, internal sheet 0,40 mm.



## Certifications, quality and durability

The JI Wall 1000SF PIR is assembled from high-quality raw materials which are selected by a detailed supply chain management and laboratory controls. The production facility is ISO 9001, ISO 14001, ISO 18001 and BES 6001 certified. The product quality standard is EN 14509. The Joris Ide plant in Zvevezele is ISO 14001 certified. The JI Wall 1000SF PIR carries the product conformity according to the European legislation and therefore all packs are CE-marked and carry the Declaration of Performance.



LPS 1181  
Cert/LPCB ref. N° 700a



Assessed to ISO 9001  
Cert/LPCB ref. N° 700



Assessed to  
ISO 14001:2015



Assessed to  
OHSAS 18001:2007



Assessed to  
BES 6001



## Accessories

Joris Ide can supply the necessary accessories, for more details please contact the sales department.

## Maintenance composite panels

Joris Ide advises to do an annual inspection of the panels and to carry out any remedial work identified during inspection.

The maintenance & cleaning frequency is dependant on the application environment and actual pollution conditions of the composite panel. Exterior used panels need to be cleaned once per year. For interior used panels, the cleaning is dependant on the actual pollution conditions.

The cleaning of building walls should be made from up to down manually or by suitable cleaning facilities. Please notice that any cleaner which includes corrosive material is forbidden to be used for the cleaning. Specific cleaning processes as follow:

- Use plenty of clean water to wash the panel's surface;
- Use soft cloth with diluted detergent to wipe the panel's surface softly;
- Use clean water again to wash the stains off;
- Check the panel's surface and special cleaning with detergent is needed, if some parts are still not clean;
- Use clear water to wash the panels' surface till all stains have been washed out.

## Note


Please don't clean if the panel's surface is hot (over 40 °C) because too fast volatility of the water will do harm to the coating. Please note especially that suitable detergent should be chosen. Generally neutral detergent is OK. Please don't use strong alkaline detergent, such as potassium hydroxide, sodium hydroxide and also please don't use strong acid detergent, abrasive detergent and paint soluble detergent. We would suggest to clean a small part as an experiment before carrying out thorough cleaning of the whole project.



Jl Wall 1000SF in Microrib




Company building in beautiful blue.



Facade in elegant anthracite



Structural construction



Detail of a panel



Residential construction



Use in industrial buildings



# JORISIDE

THE STEEL FUTURE

## Joris Ide Ltd.

A9, Elmbridge Court,  
Gloucester GL3 1JZ, United Kingdom

☎ +44 (0)1452 412 069

☎ +44 (0)1452 358 025

✉ [sales@joriside.co.uk](mailto:sales@joriside.co.uk)

## Joris Ide nv/sa

Hille 174,  
8750 Zwevezele, Belgium

☎ +32 (0)51 61 07 77

☎ +32 (0)51 61 07 79

✉ [info@joriside.be](mailto:info@joriside.be)



With more than 30 years of experience, Joris Ide represents a guarantee of quality in the construction market. We provide solutions in all fields: acoustic, aesthetic, fire, thermal. Joris Ide, the essential partner for all your projects.



## JORIS IDE IS PLANET PASSIONATE

