





Julia Donaldson Activity Pack





TWO HOOTS



ANIMALPHABET

Julia Donaldson Sharon King-Chai

Artwork © Sharon King-Chai 2020 from *Animalphabet* by Julia Donaldson and Sharon King-Chai, published by Two Hoots



COUNTING CREATURES

Julia Donaldson Sharon King-Chai



How Many Creatures Can You Spot?

The Name Game

How to Play

- Player 1 thinks of an animal and tells Player 2 a fact about it.
 - Player 2 has to guess what the animal is.
 - If he/she is wrong, Player 1 thinks of another fact about that animal and Player 2 guesses again.
 - If that's still not correct, Player 1 tells Player 2 a third fact about the animal.
- Guessing the answer after the first fact wins 3 points.
- Guessing the answer after the second fact wins 2 points.
- Guessing the answer after the third fact wins 1 point.
- If Player 2 still hasn't guessed the answer after the third fact then he/she gets 0 points.

Here are some examples to start you off:


Animal One

- It lives in water.
- It's green.
- It hops and croaks.



Animal Two

- It has wings.
- It's an insect.
- There are lovely colours on its wings.



Animal Three

- It lives in caves.
- It has wings.
- It likes to hang upside down.



Animal Four

- It likes being in trees.
- It eats nuts.
- It has a bushy tail.








Now think of some more animals and play again!



A Leaf Crown

Collect some leaves to make a lovely leaf crown.

-  You will need a paper strip, double-sided sticky tape and some lovely leaves. Make sure your paper strip is big enough to fit your head.
-  Place one side of the double-sided sticky tape around the outside of the crown, and stick into position.
-  Use glue or tape to fix the paper into a circular crown shape and double-check that it fits your head.
-  Once you have all your leaves ready, peel back the top layer of the sticky tape and push the leaves into place.



Impressive!



You could also take the leaves home and make a leaf collage










Tales from Acorn Wood



JULIA DONALDSON  AXEL SCHEFFLER



Poor tired Rabbit just can't get to sleep!
Can you spot five differences between the two pictures?



JULIA DONALDSON LYDIA MONKS

The Rhyming Rabbit

Colour in the Rhyming Rabbit and the Sheep



www.whattheladybirdheard.com

MACMILLAN
Children's Books

The WOOLLY BEAR CATERPILLAR

WORDSEARCH

Can you help the woolly bear caterpillar find
the words in the wordsearch below?

c	a	t	e	r	p	i	l	l	a	r
m	c	o	n	h	v	s	e	c	s	v
s	c	p	o	j	t	w	a	c	o	d
t	g	c	w	a	s	s	v	n	u	a
o	x	s	g	a	r	d	e	n	e	n
c	o	c	o	o	n	o	s	c	c	d
w	t	c	s	o	c	p	o	s	e	e
m	c	c	o	l	o	u	r	f	u	l
o	w	s	c	n	p	b	q	k	o	i
t	c	e	d	c	n	n	c	e	c	o
h	c	a	p	p	l	e	c	w	c	n

Apple

Caterpillar

Colourful


Leaves

Garden

Cocoon

Moth

Dandelion




MACMILLAN
Children's Books

The Woolly Bear Caterpillar © Julia Donaldson and Yuval Zommer 2021

