

The Gruffalo and Friends Finger Puppets!

It's really easy to make these fantastic finger puppets. Just follow these simple instructions and very soon you will be acting out the story of **THE GRUFFALO** using your fingers!


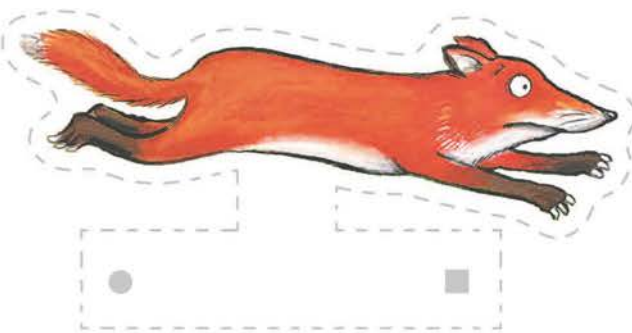

You will need:

Thin card, scissors, glue and sticky tape.

Instructions:

1. First you will need to print out this page.
2. Stick the printed page on to a piece of card so your finger puppets will be stronger and last longer.
3. Carefully cut around the dotted lines with a pair of scissors. Ask an adult to help you with this.
4. Your finger puppets are almost ready. Now all you have to do is create a ring to put your finger in! You will see there is a bar at the bottom of each character, with a dot and square at each end. Join the dot to the back of the square around the back of the character and secure together with sticky tape.

Now you are ready to play!



THE GREATEST STORIES IN TOWN
BY

JULIA DONALDSON AXEL SCHEFFLER



Find out more at
www.gruffalo.com/greateststories

