

Glue the dominoes to a piece of card and your set will be stronger and last longer.

Ask an adult to help you cut along the dotted lines.








Sharing a Shell Dominoes

MACMILLAN
Children's Books

Illustrations taken from SHARING A SHELL
by Julia Donaldson and Lydia Monks © Lydia Monks 2004


Domino Rules (two players)

1. Shuffle the dominoes and place them face down on a table or floor. Both players choose one domino and the player who has the most pictures on their domino starts the game.
2. Each player chooses six more dominoes.
3. Each player takes it in turns placing one domino at a time. Each player must match one of the dominoes in his or her stash to one of the ends of the dominoes already played. For example, if the domino on the end has four shells on it, another domino with four shells must be placed up against it.
4. If one player does not have a domino that matches either end of the dominoes already played, he or she is blocked and must pick up a domino. The other player may continue to place dominoes until the blocked player has a match and can take a turn.
5. When one player runs out of dominoes or both players become blocked, the game is over. The winner is the player who 'dominoes' (runs out of dominoes first) or who has the fewest dominoes left or in the case of a draw, the fewest pictures on his or her unplayed dominoes.



Log on to www.guffalo.com to join in *The Sharing a Shell Song* with Julia Donaldson!


Glue the dominoes to a piece of card and your set will be stronger and last longer.
Ask an adult to help you cut along the dotted lines.



Log on to www.gruffalo.com to join in *The Sharing a Shell Song* with Julia Donaldson!

Glue the dominoes to a piece of card and your set will be stronger and last longer.

Ask an adult to help you cut along the dotted lines.



Log on to www.gruffalo.com to join in *The Sharing a Shell Song* with Julia Donaldson!