

January 1

Find every pen and pencil you can, and try them all out here. Which ones smudge?

Which ones show through the paper?

Find your favourites and keep them with this book (try a rubber band).


6



7

January 2

What are they looking at?



8

January 3

Fill in a background to this character.



9

January 4


Give Lady George even more hair.



10


January 5

Add some more clouds.



11

Decorate the Beidermeyer sofa.



January 7

ADD YOUR
NAME TO THIS
INVITATION
IN YOUR
BEST SWIRLY
HANDWRITING.

The Prince Regent

requests the pleasure of the company of

at
The World Frock Day Ball

(where a prize will be awarded for the most fashionable frock)

at
THE BRIGHTON PAVILION

Dress: Extremely Smart

14


Add a few more rows
of very neatly folded
pants.



January 8

January 9

This sea needs a few fish...



15


January 10

Draw the matching vest and socks
for these spectacular pants.



16

January 11




17

Add some people by the streetlight and their long shadows.

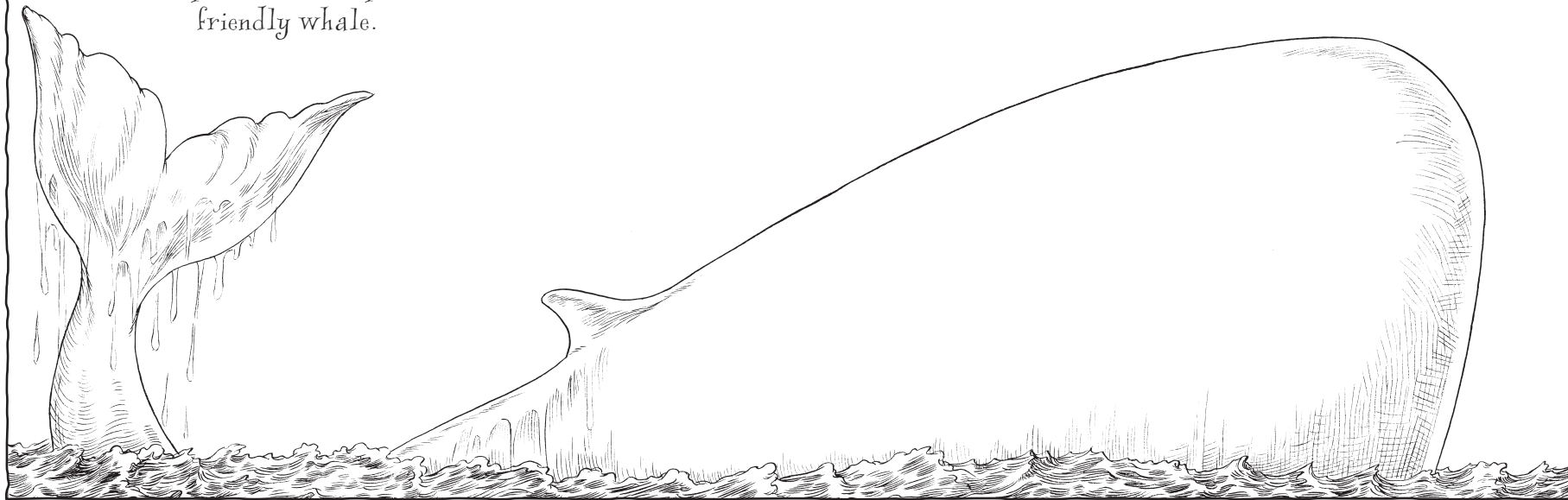
January 12

It's pie time! Add an even bigger pie on wheels.
Don't forget to decorate the pastry.



January 13

18 Add a stupendous waterspout to this
friendly whale.



19

January 14

STORY STARTER - from Chris

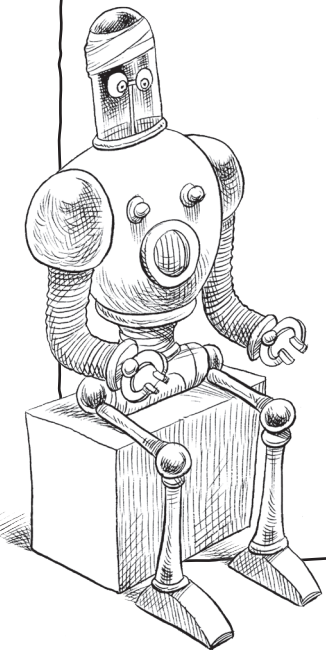
20

21

January 15

Design your own helpful robot.

22



January 16

The way you draw can add mood and feeling. Try a loopy, swirly lazy drawing.

23

January 17


Illustrate or decorate this word:

THRILL


24

January 18





What do you think he's thinking of building?



25



Draw your family ...
from behind. Make a
gallery of the backs of
their heads.



Add some green clouds of
stinky dog breath
(or farts)



January 21

Sometimes, all you want to do is colour in a picture. Go on then.



28

January 22


What does Brenda the Warrior-Princess wear in cold weather? Design her some furry boots and a hero's hat.



29

January 23


What's scared Cecily Forbes-Lawrence III?



30

January 24


Add some more houseboats.



31

January 25

Draw someone in this frame who's eating Brighton rock.



32


January 26

Draw ten teeny tiny things, each smaller than your fingernail.

33


January 27

Pick a favourite character from a book (that HASN'T been made into a film) and draw a portrait.



January 28


STORY STARTER - from Chris



January 29

Add another building to Ottoline's street.

36



January 30

Draw a tree with a face, like the Muddle Earth aints.

37



Add some people or animals in the maze.



February 1

Practice the basics! Draw lots of really straight lines . . . And lots of tidy circles. Then join the lines to make something, and add eyes to the circles.


February 2

Fill in a background to this character.





Draw all the washing
that the bear has hung
up to dry.



Add lots more rain
and plenty of puddles.


February 5

Draw rows and rows of buttons.
They can be the same, or different.

44

February 6

Fill the space with bubbles.



45


February 7

Name the trolls, and then write a message on the card in a wobbly old person's handwriting.




46

POSTCARD



Miss O. Brown,
Apt. 243,
The Pepperpot Bldg,
3rd Street,
BIG CITY 3001

February 8



47

What's in the pond?
Are they hungry?

February 9

Give the Sherbert
Pimpernel a massive hat.



48

February 10

Add more tiers to the
bottom of this tasty gâteau.



February 11

Cast a shadow onto this page, and
then fill it in and label it.

49

February 12

What animal is on the end
of Beau Peeps' lead?



50

February 13

Imagine an alien with lots
of legs and even more eyes.



51

STORY STARTER - from Chris

Invent a creature that's half-human,
half-animal.



February 16

The way you draw can add mood and feeling. Try doing a jerky, fizzing happy drawing.

54

Illustrate or decorate this word:

February 17

SINISTER

February 18


Draw a member of your family with a disguise on.

55



February 19

Draw an exploding gas
frog . . . exploding.



56

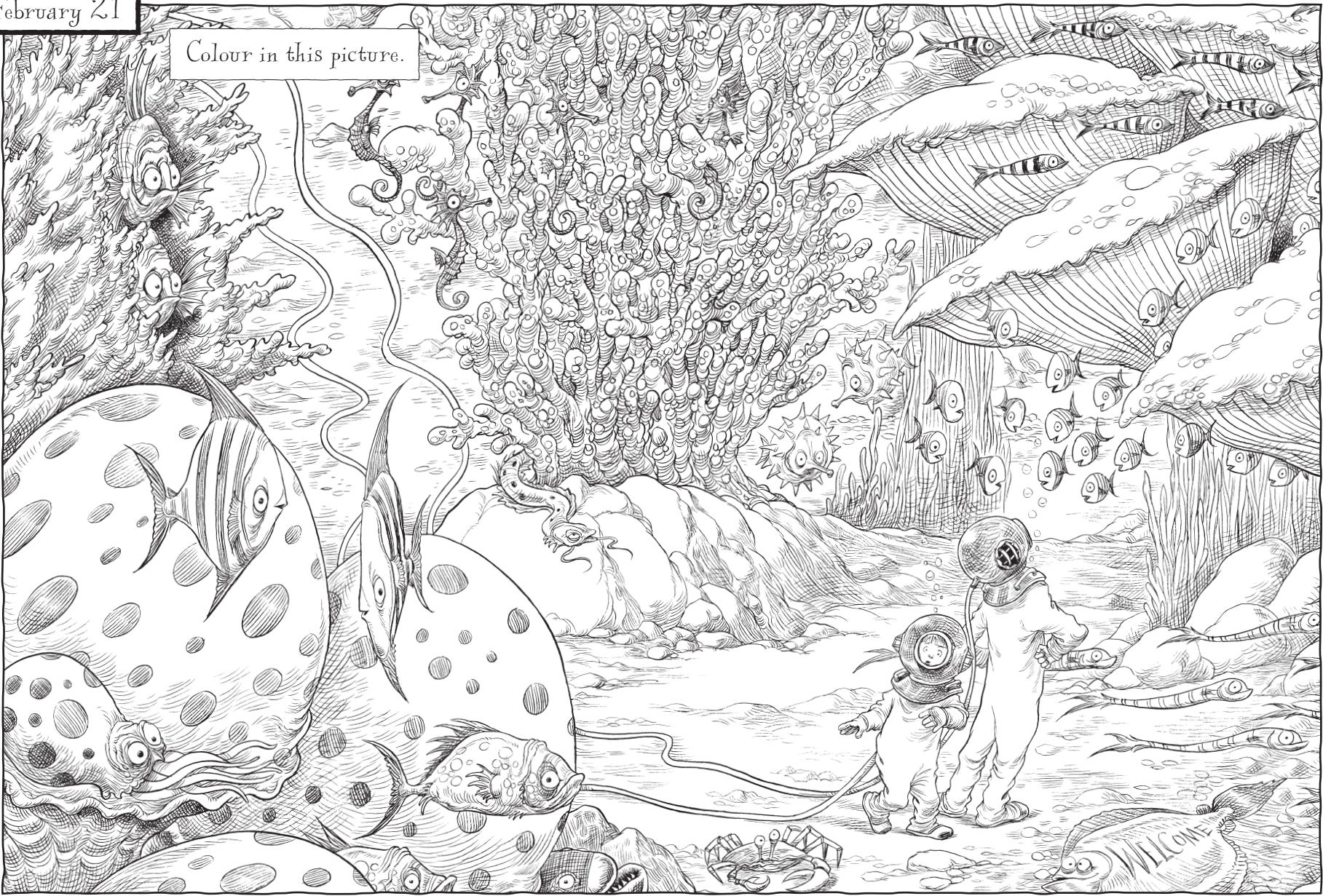
February 20

Queen Titania needs some more
fairies to serve her.



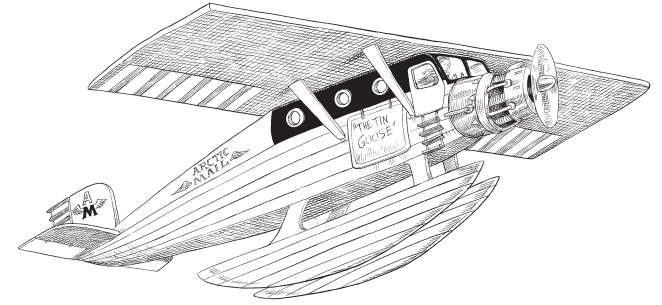
57

Colour in this picture.



February 22

Minty Woodvine is flying past. Draw the trails of vapour clouds behind her plane.



60


February 23

What monster has Victor made?

61




February 24



Can you come up
with some more fancy
lampshades?

62

February 25



Draw some of the instant
photographs taken with the
Rove O'Matic Camera.

63

February 26

Draw a little bit of a massively
humungous thing - a dinosaur's
toenail, for instance.



64

February 27

Listen to some instrumental music
(with no words) and draw what
it makes you think of.

65

February 28

STORY STARTER - from Chris

66

February 29

SPECIAL BONUS!




If your year has February 29
in it, draw a dog with a
moustache. If it doesn't, draw
WHATEVER YOU FEEL LIKE!

67

March 1


Practice shading.

See if you can match these shades with your pencil - or use cross-hatching with a pen.



March 2

Imagine some more really scary flowers.




March 3

What has been left
all over the floor?




March 4

Add a background to Roger the Wrinkled.



March 5

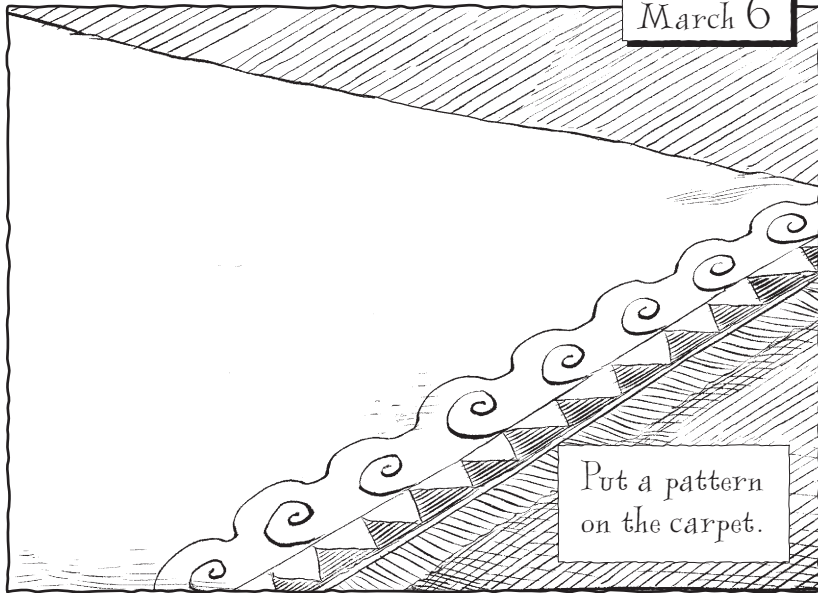
Think up some more suspects for this line-up.



72

March 6


Put a pattern
on the carpet.



73


March 7

Doodle a squiggle and
then turn it into a
mysterious object to
add to the collection.



March 8

Fill in the labels using neat handwriting.




March 9

This fierce little cloud is dropping loads of snow. What has it covered?



Who is walking over this ornamental bridge?



March 11

Add some more shadowy figures walking down the stairs



78

March 12

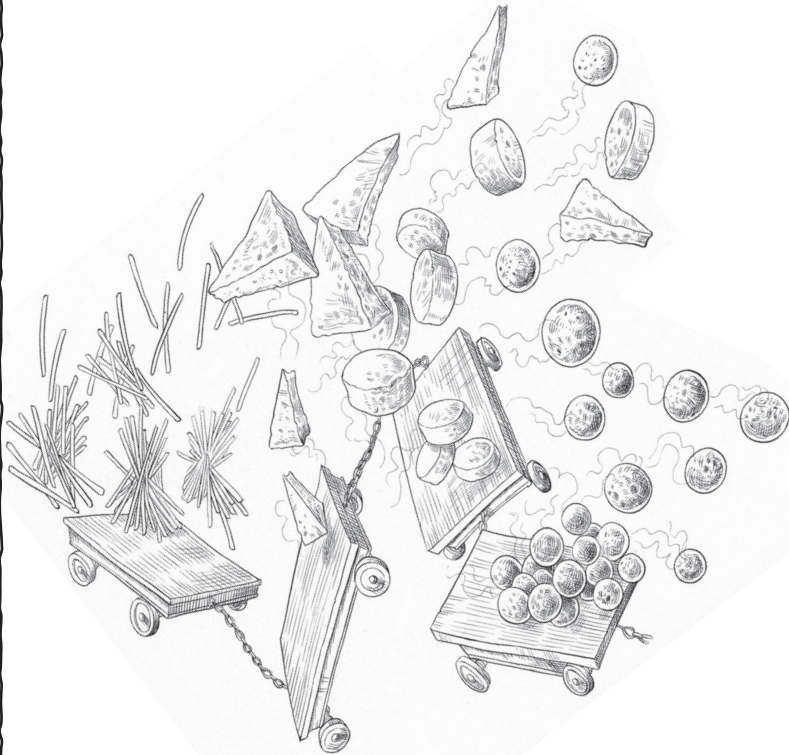
Design another sea-inspired outfit for Horatia Hornblow.



79

March 13

Look out! Add more flying cheese!



80


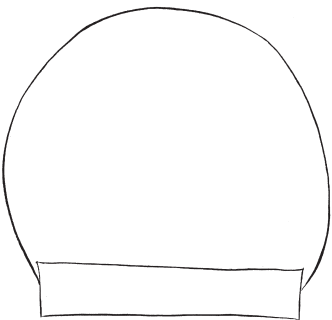
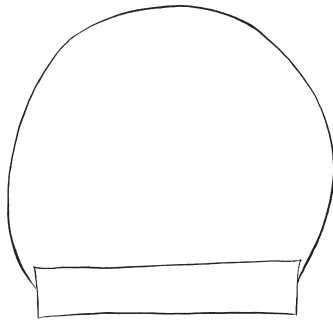
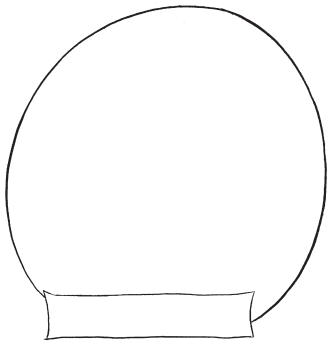
March 14

STORY STARTER - from
Chris

81


March 15

Draw some more dogs in hats.



March 16

The way you draw can add mood and feeling. Try doing a small dark serious drawing.




March 17

Illustrate or decorate this word:

UNBELIEVEABLE

March 18

Draw a mechanical thing from your kitchen.
Then turn it into a robot.
Is it good or evil?



84

March 19


What does a hamster dream of?



85


March 20

Get your family to make thumb prints on this page and then add details to turn them into portraits.



86

March 21



Colouring time again...

87

March 22

88



Draw the view through a window
where you can see some nature.
Come back again in three months.

March 23

Add some more and even
fancier smoke rings.

89



March 24

Draw a much messier cook
covered in food stains.



90

March 25


Add another ogre to this bunch.



91

March 26

Add some extremely small paintings to Ottoline's collection.



March 27

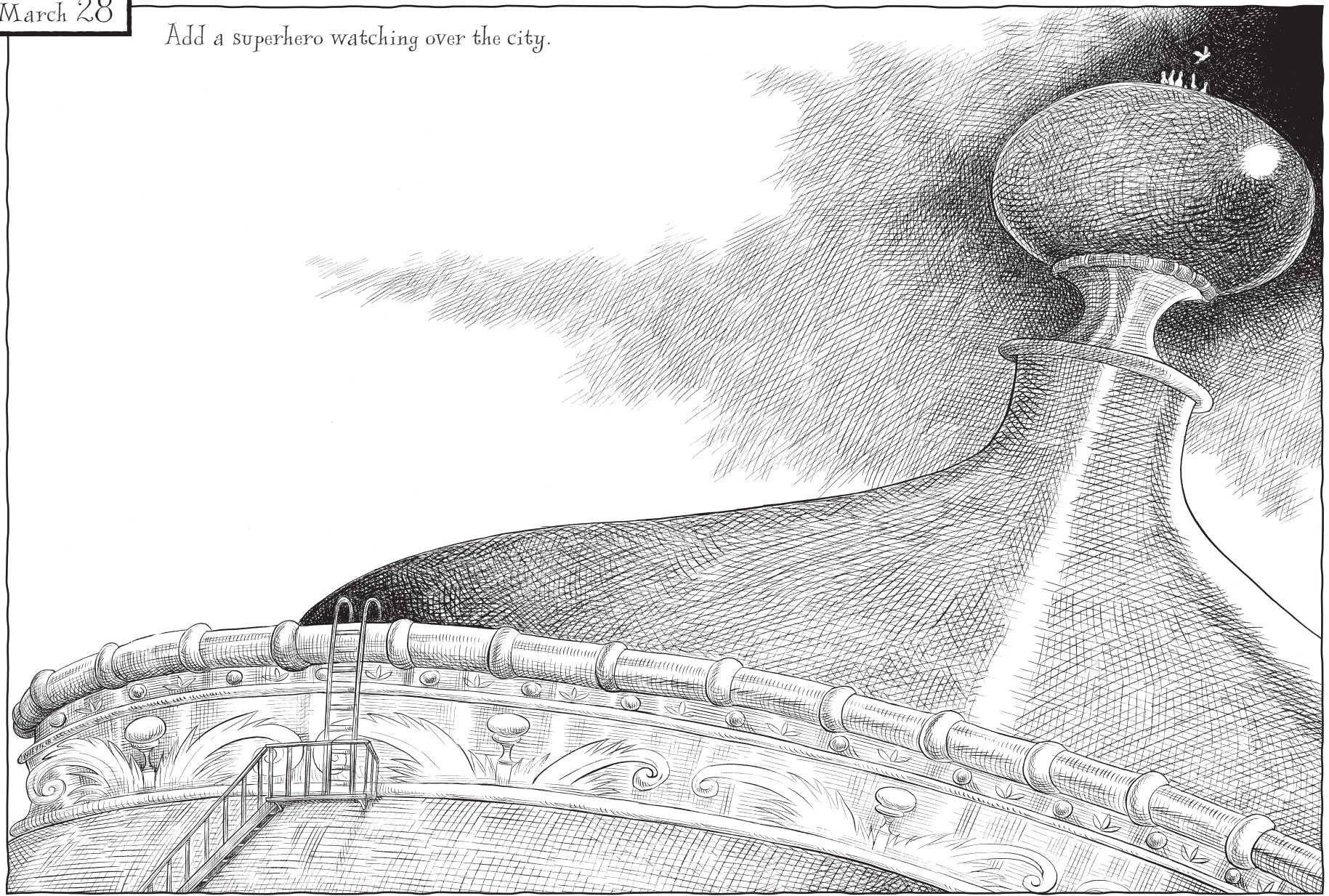
92



Look at the front and back of a book you haven't read, and draw a scene you think might be in it.

93

Add a superhero watching over the city.




March 29

STORY STARTER - from Chris

96

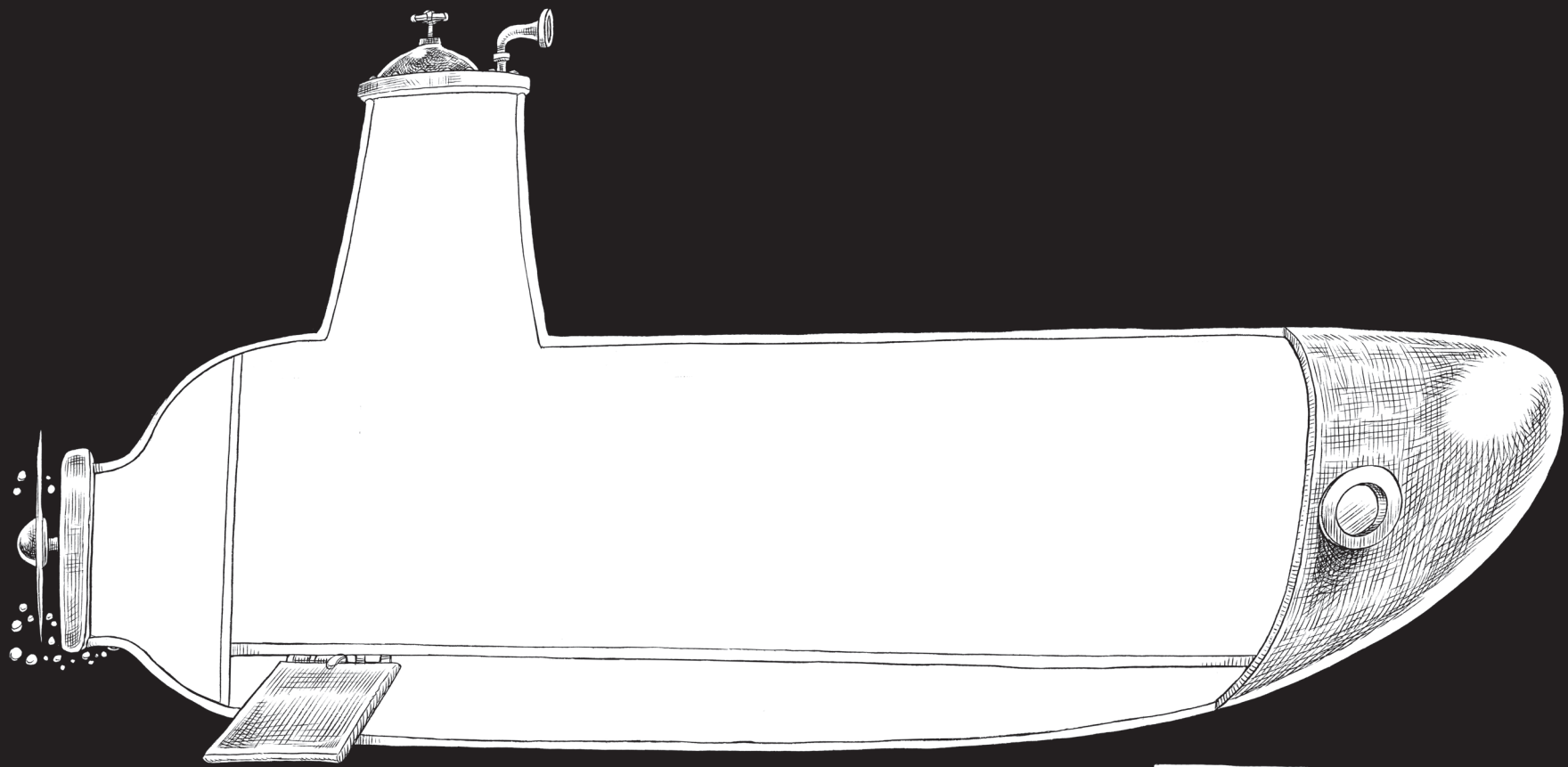
March 30



Draw a self-portrait

to go in this smart frame.

97



Design your own submarine.

April 1

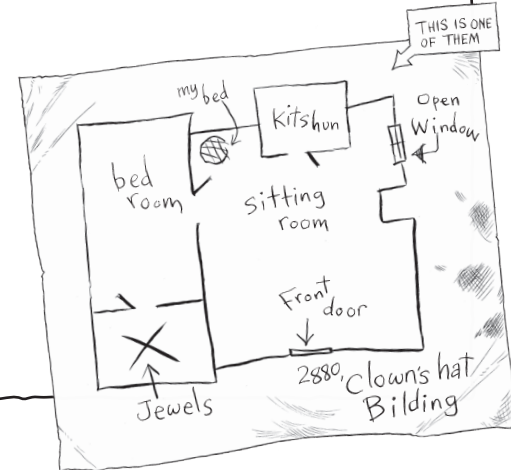
Objects with a clear and solid shape can be drawn with lines (tree trunks, toasters, biscuits). But things with fuzzy vague outlines have to be drawn with scribbles or a soft pencil (leaves, flames, clouds). Practice different types of scribble.

100

April 2

Draw a plan of your house.

101



April 3



The next time you have
some herbs in the kitchen,
draw and label them.

April 4

Draw some gnomes for Lord Goth to shoot at.



April 5


Fill in a background to Edward and Joe in their broomball kit.



104

April 6


Add lots more buns flying at Martin Puzzlewit.



105

April 7

Write this postcard with your 'wrong' hand. Can you still read it?



106


April 8

Add some more helpful helpers.



107

April 9



Who's getting
rained on?
Add lots of
umbrellas.


108

April 10

Easter is probably happening
sometime around here.
Decorate some eggs.


109

Add some strange shadows to the wall.



April 12


What's on the telly?



112

April 13

Draw what you had for breakfast.



April 14

What animal is the parrot calling?



113

April 15

STORY STARTER - *from* Chris

114

115

April 16

The way you draw can add mood and feeling. Try doing a super-speedy zigzagging excited drawing.

116


April 17

Illustrate or decorate this word:

EXQUISITE

April 18

Draw one of your toys and then turn it into an alien.



117

April 19

What on earth could the Invisible
Boy be dreaming of?


118



April 20

Try and draw a face with a friend,
both holding the pencil at the same time.

119



April 21

Colour in this picture.



120

April 22

Draw Mr Monroe's swirling bubbling hot chocolate.



121

Can you draw another musician
with an unusual instrument?

122



123



April 24


Extend scary Edwina Lovely's hair.



124

April 25

Draw some more cars...
a tall one, a tiny one, a huge one...



125

April 26

Draw seven tall things...
umbrellas, walking sticks, giraffe legs...

126

April 27


Do a new cover for the last
book you read.

127



STORY STARTER - *from* Chris

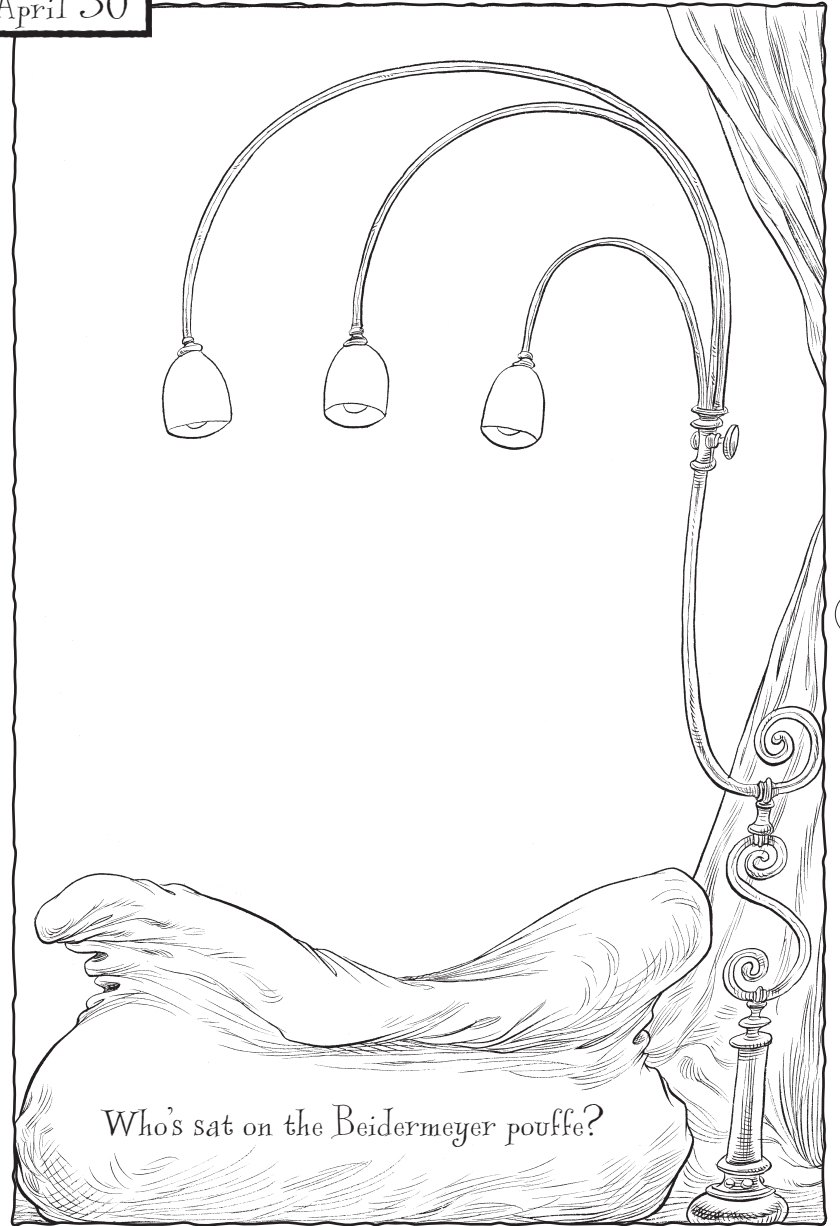
April 29



Draw someone who looks
like their pet.

130

April 30





Who's sat on the Beidermeyer pouffe?

131


May 1

Turn an outline into an object with shading. See if you can make these circles into a mint, a conker, a pebble, a tyre...




May 2

Draw another fancy lamp, or some other interesting furniture.



May 3

Draw the biggest tree you can find.
You might have to move back a bit.



134

May 4

Add a background to Randalphus
Rumbledore.



135

May 6

Draw the
longest line you
can from here •


to here •

without overlapping or going outside the frame.

138

May 7

Design a sign for your
imaginary new business.



139

May 8

Draw all the different
lightbulbs in *your* house.
Don't forget the ones in the
oven and fridge.



140


May 9

Add some more old
ladies with thir
pampered pooches.




141

Add clouds around the Alice B. Smith
School for the Differently Gifted.



May 11


Add a ragged black cape for
Madame Grand Gousier.



144

May 12


Who lives
here?



145


May 13

Decorate the Prince's enormous trousers.




May 14

STORY STARTER - from Chris

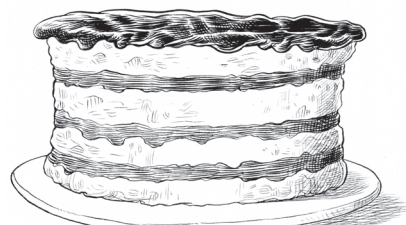


May 15

Cook up another fantastic cake for the fete.



BRIGHTON PAVILION CAKE



GIANT GEORDIE SCONE

148

The way you draw can add mood and feeling.
Do a jagged heavy angry drawing.

May 16

149

May 17

Illustrate or decorate this word:

DELICATE

150

May 18

Draw some cubs for Sniffy the battle-cat




151

May 19

Invent a tiny robot for fetching things that have rolled under the fridge.

May 20

152



What are the dogs dreaming of?

May 21

Time for some more colouring.



153

May 22


Draw your dad as a king.
He doesn't have to dress up much.



154

May 23

Add more stinky clouds of
Psychopong around Toyah Snipe.



155

May 24


Draw another eccentric artist
(or just cover this one with paint splats).



156

May 25

Try and draw the rest of the scary
Horse of the Hammersteins



157

May 26


Draw all the square things you can find.



158

Try a modern abstract portrait of someone you know.

May 27



159

Go for a walk listening to music on headphones. Draw the first thing you think of when you get back.

May 29

May 29


STORY STARTER - from Chris

160

161

May 30

Design your own
hobby-horse
(like a bicycle
without pedals).



162

May 31

Who lives in this sweet
little cottage?



163


June 1

When you draw people, start with a pale line skeleton to get the pose right. Try and do the skeletons for these figures.



164


June 2



165

May 3


Grow some more interesting pot plants.



166

May 4

Can you add some more polar bears climbing around this iceberg?



167

June 5

Draw a background for Dr Cuddles.



168

June 6


Draw some more garlic butter splats heading for Lucy Borgia.



169

June 7

Write this postcard without lifting off the page.



170

POSTCARD



Miss O Brown,
 Apt. 243,
 The Pepperpot Building
 3rd Street,
 BIG CITY 3001

June 8

This picture needs a lot more elves, don't you think?



171

June 9

Draw some beautiful sunny weather and plenty of seagulls over Brighton.




June 10

DRAW SOME MORE BLUE BOTTLES FOR OTTOLINE'S COLLECTION.



Imagine the lights have gone out and make this scene even darker — but not completely black!

June 11



June 12


Put something cute in the cot.



174

June 13

Draw some matching shoes to make pairs.



175

STORY STARTER - from Chris

June 15

Draw what you had for lunch today.



178

June 16

The way you draw can add mood and feeling.
Do a light gentle relaxed drawing.

June 17

Illustrate or decorate this word:

SHOCKING

179

June 18



Doodle some more batbirds.



June 19

Draw an alien from a stormy planet that has high winds, hot rain and huge hailstones.

180

June 20



What are Mr and Mrs Barnes thinking?



181


June 21

Draw a family member, and then ask them to draw you.



June 22


Draw the view from your window again on the longest day of the year.



June 23

184

Add some gentle clouds of steam from the little chuffing Gravy Rocket.




June 24

185



Draw Solihull the scary butler doing something not at all scary.

June 25



Decorate this heavy-duty horse-drawn truck.

186

187

Find or invent something to fit in this frame.

June 26


June 27

Draw a cover for a book with animals replacing all the people.



June 28

Add some dinner ladies (or aliens) to the dining hall at Billy Barnes' school.



June 29

STORY STARTER - from Chris

June 30

What can you see through the porthole?

