

JULIA DONALDSON



LYDIA MONKS

# What the Ladybird Heard

## Activity Sheet Pack



Includes 15 sheets!

With 3 \*NEW\* *What The Ladybird  
Heard at the Seaside* drawing,  
wordsearch and maze activities!

[www.whattheladybirdheard.com](http://www.whattheladybirdheard.com)

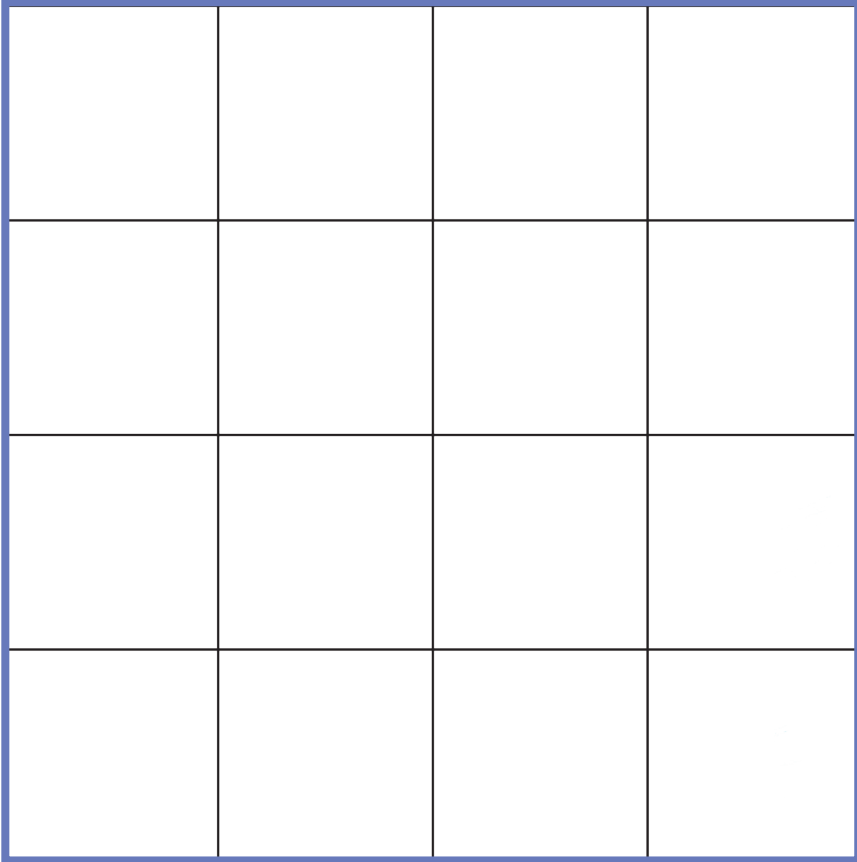





JULIA DONALDSON LYDIA MONKS

# What the Ladybird Heard at the SEASIDE

Copy the picture of Lanky Len and Hefty Hugh using the grid lines as a guide



She saw two men in a camper van, with swimming trunks and a cunning plan.  
They were Hefty Hugh and Lanky Len, up to their wicked ways again.


Have you read them all?



JULIA DONALDSON LYDIA MONKS

# What the Ladybird Heard at the SEASIDE

The ladybird wants to warn the mermaid about Lanky Len and Hefty Hugh.  
Can you help her reach the middle of the maze?



Have you read them all?



# What the Ladybird Heard at the SEASIDE

Can you find these words in the grid below?



W	H	U	V	C	V	V	N	E	L
H	H	S	E	A	G	U	L	L	A
A	D	O	Q	T	M	S	D	D	D
L	O	C	R	F	E	E	O	S	Y
E	G	J	S	I	R	A	L	H	B
C	F	C	D	S	M	L	P	A	I
O	I	M	C	H	A	I	H	R	R
K	S	I	R	S	I	O	I	K	D
M	H	T	A	T	D	N	N	C	Y
D	U	Q	B	A	A	W	D	V	Q



Ladybird



Catfish



Mermaid



Crab



Shark



Dolphin



Sea Lion



Seagull



Whale



Dogfish



Have you read them all?



# Make Your Own Paper Chains

Help the clever little ladybird make paper chains to celebrate her birthday

- ★ Cut out the paper chain designs below – don't forget to ask an adult for help using scissors
- ★ Fold the first strip into a ring and glue the ends together
- ★ Slide the next strip of paper through the ring and glue the ends together
- ★ Repeat until your chain is complete – you might need to print this sheet out a few times to make a chain that is long enough or you could even add your own designs



What  
the Ladybird  
Heard


[www.whattheladybirdheard.com](http://www.whattheladybirdheard.com)



Sparkling Stories, Amazing Adventures!

# Colouring In

Can you colour in the farm from *What the Ladybird Heard*?



 **MACMILLAN**  
Children's Books

What the Ladybird Heard © Julia Donaldson and Lydia Monks 2009, 2019

[www.whattheladybirdheard.com](http://www.whattheladybirdheard.com) 



# What the Ladybird Heard




Sparkling Stories, Amazing Adventures!

# Picture Wordsearch

Can you find all these words in the grid?

D	L	A	D	Y	B	I	R	D
Y	B	I	R	E	A	R	F	E
E	S	H	E	E	P	D	A	T
C	J	P	E	P	I	K	R	H
O	Z	P	O	N	D	P	M	I
W	Y	M	P	H	E	X	E	E
Y	N	A	O	O	D	S	R	V
B	F	P	K	G	O	O	S	E
P	O	L	I	C	E	Z	S	S



MACMILLAN  
Children's Books

What the Ladybird Heard © Julia Donaldson and Lydia Monks 2009, 2019

[www.whattheladybirdheard.com](http://www.whattheladybirdheard.com)




# What the Ladybird Heard



Sparkling Stories, Amazing Adventures!

# Spot the Difference

Can you help the clever little ladybird spot the 10 differences between these pictures?



What  
the Ladybird  
Heard

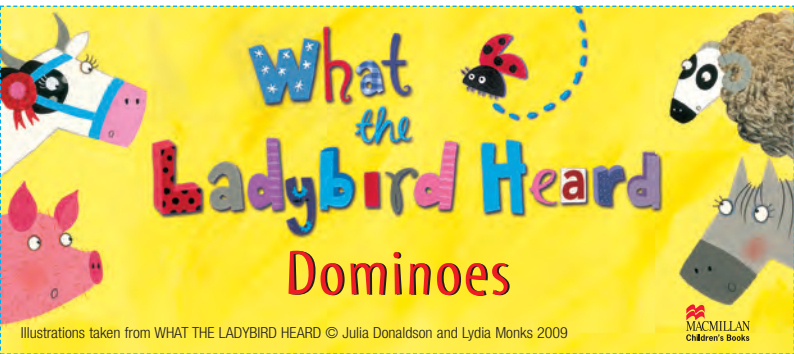
[www.whattheladybirdheard.com](http://www.whattheladybirdheard.com)



Sparkling Stories, Amazing Adventures!


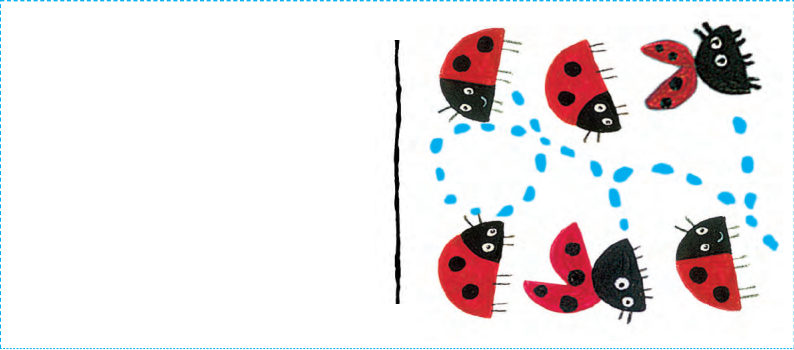






Glue the dominoes to a piece of card and your set will be stronger and last longer.  
Ask an adult to help you cut along the dotted lines.




Domino Rules (two players)


1. Shuffle the dominoes and place them face down on a table or floor. Both players choose one domino and the player who has the most ladybirds on their domino starts the game.
2. Shuffle the dominoes and place them all face down again. Each player chooses seven dominoes. It is important that they do not show their dominoes to each other.
3. Each player takes it in turns to place one domino at a time. Each player must match one of the dominoes in his or her stash to one of the ends of the dominoes already played. For example, if the domino on the end has two ladybirds on it, another domino with two ladybirds must be placed against it.
4. If one player does not have a domino that matches either end of the dominoes already played, he or she is blocked. The other player may continue to place dominoes until the blocked player has a match and can take a turn.
5. When one player runs out of dominoes or both players become blocked, the game is over. The winner is the player who 'dominoes' (runs out of dominoes first) or who has the fewest ladybirds on his or her unplayed dominoes.




Log on to [www.gruffalo.com](http://www.gruffalo.com) for games, activities and Gruffalo FUN!




Glue the dominoes to a piece of card and your set will be stronger and last longer.  
Ask an adult to help you cut along the dotted lines.




Log on to [www.gruffalo.com](http://www.gruffalo.com) for games, activities and Gruffalo FUN!



Glue the dominoes to a piece of card and your set will be stronger and last longer.  
Ask an adult to help you cut along the dotted lines.



Log on to [www.gruffalo.com](http://www.gruffalo.com) for games, activities and Gruffalo FUN!



There are 10 ladybirds hidden down on the farm.  
Can you spot them all?



Then the cow said "Moo!" and the hen said "Cluck!"  
"Hiss!" said the goose. "Quack!" said the duck.  
"Neigh!" said the horse. "Oink!" said the hog,  
"Baa!" said the sheep and "Woof!" said the dog,  
And the farmer cheered, and both cats purred,

But the ladybird said never a word . . .  
And neither did the Snuggly Snerd.

# Draw the Snuggly Snerd

Hefty Hugh and Lanky Len have been tricked into searching for an imaginary bird called the super-duper Snuggly Snerd!

Draw what you think the Snerd might look like in the thought bubble.



 **MACMILLAN**  
Children's Books

What the Ladybird Heard Next © Julia Donaldson and Lydia Monks 2015

[www.whattheladybirdheard.com](http://www.whattheladybirdheard.com)



What the Ladybird  
Heard **NEXT**



Sparkling Stories, Amazing Adventures!

There are 10 ladybirds hidden across London.  
Can you spot them all?




  
MACMILLAN  
Children's Books

For more activities and fun visit [www.whattheladybirdheard.com](http://www.whattheladybirdheard.com)

What the Ladybird Heard on Holiday © Julia Donaldson and Lydia Monks 2017

**What the Ladybird Heard on Holiday**  
JULIA DONALDSON & LYDIA MONKS



The **What the Ladybird Heard** adventures  
- bestselling family favourites

Can you draw a line to match each of the zoo animals to their noises?

*She saw the parks, and the palace too,  
The she flew off to visit the zoo.*

SNAP

GROWL

ROAR


HOWL

HUMPH

TRUMP, TRUMP, TRUMP


LAUGH

WHIRR




What the Ladybird Heard on Holiday

JULIA DONALDSON & LYDIA MONKS



The **What the Ladybird Heard** adventures  
- bestselling family favourites


Can you match the animals to their shapes?



 **MACMILLAN**  
Children's Books

For more activities and fun visit [www.whattheladybirdheard.com](http://www.whattheladybirdheard.com)  
What the Ladybird Heard on Holiday © Julia Donaldson and Lydia Monks 2017

**What the Ladybird Heard on Holiday**  
JULIA DONALDSON & LYDIA MONKS



The **What the Ladybird Heard** adventures  
- bestselling family favourites

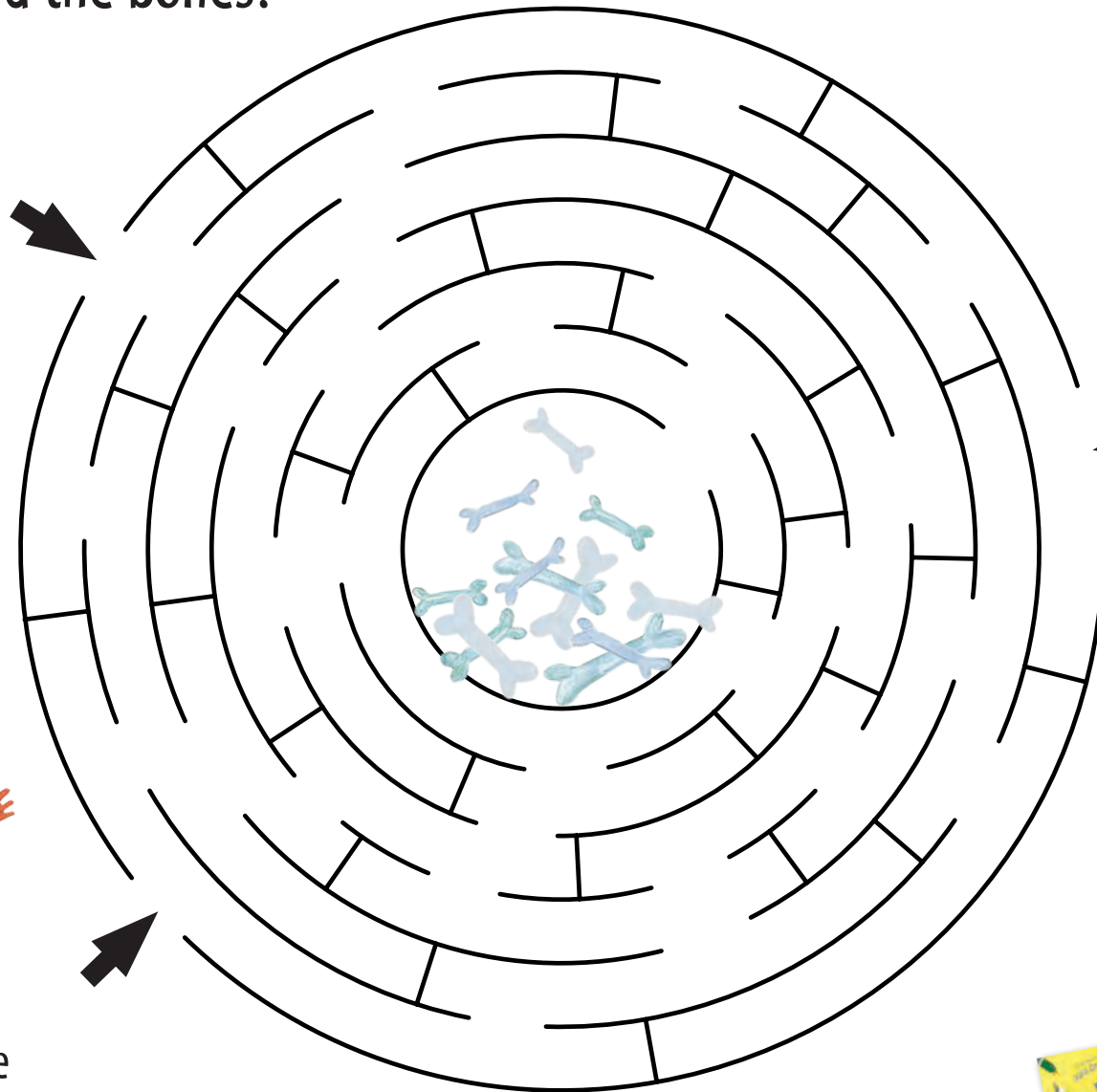


Can you help Monkey Joe and the Queen's corgis to find the bones?

*They led the way while the Queen still slept,  
And they showed young Joe where their bones were kept.*



Corgi Holly starts here



Corgi Willow starts here




Monkey Joe starts here



For more activities and fun visit [www.whattheladybirdheard.com](http://www.whattheladybirdheard.com)  
What the Ladybird Heard on Holiday © Julia Donaldson and Lydia Monks 2017

**What the Ladybird Heard on Holiday**  
JULIA DONALDSON & LYDIA MONKS



The **What the Ladybird Heard** adventures  
- bestselling family favourites

# Fun facts about amazing ladybirds

Ladybirds are small beetles

Ladybirds are red, yellow or orange with black legs, heads and antennae

Not all ladybirds have spots, some have stripes, patches or streaks

In winter, they like to find a warm place to hibernate

A ladybird's life cycle has four stages: egg, larva, pupa and adult

Ladybirds can lay 40 eggs in one go


## A Ladybird's Life Cycle

A ladybird egg hatches into a little creature called a larva, which looks a bit like a worm or a caterpillar. The larva is very hungry. It likes to eat lots of tiny insects called aphids before turning into something called a pupa. This is a very sleepy stage, when it changes colour and grows wings, and finally turns into ... a ladybird!



Test what you have learnt about ladybirds by answering our quiz:


1. What kind of insect is a ladybird?



2. What does a ladybird larva like to eat?



3. What do ladybirds do in winter?



4. What is this?




5. What are these?



6. What is this?



7. What is this?



8. What colours are ladybirds?



9. Do all ladybirds have spots?



Answers: 1. A beetle 2. Aphids 3. They hibernate 4. Ladybird pupa 5. Ladybird eggs 6. Ladybird larva 7. Ladybird 8. Red, yellow, orange 9. No - e.g. striped ladybird

