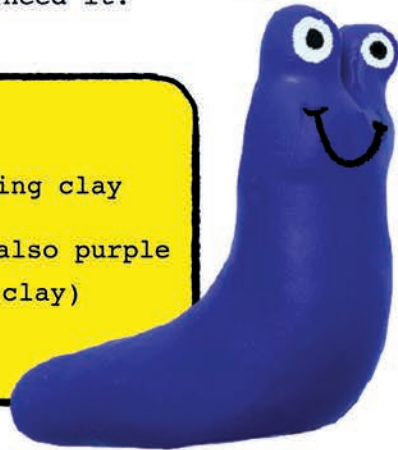


# Make Your Own Slug of Knowledge


Follow along with the instructions,  
and ask an adult for help if you need it!

## What You'll Need

- Air-dry clay, or purple modelling clay
- Acrylic paint (white, black, and also purple if you're using plain air-dry clay)
- Paintbrush




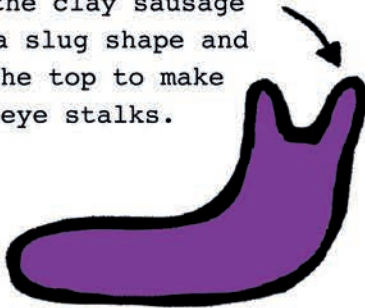
**1.** Get a nice big ball of clay, and squish it in your hands until it's nice and soft.



**2.** Roll it out into a sausage shape.




**3.** Bend the clay sausage up into a slug shape and pinch the top to make TWO eye stalks.



**4.** Use the end of your paintbrush to shape between the eye stalks.

**5.** Once your slug is dry, it's time to paint! Use purple all over if you need to, and then add EYES and a SMILE.



For more creative fun with  
The Mubbles and Liz Pichon



# It's Colouring Time!


Colour in this scene of Bash, Cheery and the Wibbles reading a book together (well, Cheery's trying!).



Scan the QR code to learn how to draw all of the Mubbles – and then colour them in too!



© Liz Pichon 2025



For more creative fun with  
The Mubbles and Liz Pichon




# Send a Card to a Friend!

Make an Auntie Mubble greeting card for your most fabulous friend.

## What You'll Need

- Sticky tape
- Colouring pens / pencils
- Scissors
- White card



**1.** Trace over the Auntie Mubble outline with a pen or pencil.

**2.** Colour in Auntie Mubble!

**3.** Write a lovely message in the speech bubble.

**4.** Ask an adult to help you carefully cut around the dotted line of Auntie Mubble.

**5.** Ask an adult to help you cut out the strip of card, fold it in half, and stick one side to Auntie Mubble.


**6.** Now you can stand Auntie Mubble up, or send her to a friend!

**7.** Now try making all the other Mubbles, using white card and these instructions.

STICK ME  
TO THE  
BACK OF  
YOUR CARD



For more creative fun with  
The Mubbles and Liz Pichon



# Word Search of Wisdom

Can you find all the words in this fantastically fiendish word search? Words go across and down.

A	W	I	B	J	P	T	K	Y	E	N	M	Z	O
B	R	M	U	B	B	L	E	W	Z	Q	S	K	L
U	A	G	S	H	E	I	O	P	M	N	I	V	C
L	I	Q	F	T	Y	D	A	N	C	I	N	G	P
S	M	I	L	E	J	O	Q	Z	O	H	G	W	A
A	Y	L	K	W	R	T	Z	S	M	B	I	Y	Z
J	E	P	B	D	A	N	C	Z	E	B	N	P	G
P	M	F	A	B	U	L	O	U	S	L	G	A	U
W	O	B	Z	E	S	G	L	B	B	A	Z	O	N
I	X	G	R	A	E	C	O	P	M	N	J	P	Z
B	F	Y	H	X	C	V	U	X	F	B	I	J	Y
B	B	R	F	P	M	U	R	E	S	X	F	O	S
L	E	R	A	I	N	B	O	W	H	E	V	Y	X
E	Y	X	K	L	F	D	H	X	A	I	F	O	U

## Word List

MUBBLE	DANCING	SMILE
WIBBLE	RAINBOW	JOY
SINGING	COLOUR	FABULOUS



For more creative fun with  
The Mubbles and Liz Pichon

