Irish Life health

# SOLVENCY AND FINANCIAL CONDITION REPORT 2020

Irish Life Health dac

April 2021

# Contents


Summary 4

A. Business and Performance 8

A.1 Business 9

A.1.1 Company Information: 9

A.2 Underwriting Performance 9

A.3 Investment Performance 10

A.4 Performance of other activities 10

A.5 Any other information 10

B. Systems of Governance 11

B.1 General information on the systems of governance 12

B.1.1.1 Committees 12

B.1.1.2 Board Risk Committee 12

B.1.1.3 Board Audit Committee 13

B.1.1.4 Executive Risk Management Committee And Group Operating Risk Committee 13

B.1.1.5 Management Risk Forum 13

B.1.2 Adequacy of and Review of Systems of Governance 13

B.1.3 Remuneration Practices 13

B.1.3.1 Share options, shares or variable components of remuneration 14

B.1.3.2 Supplementary Pension or early retirement schemes for the members of the management body and other key functions 14

B.1.3.3 Material Transactions During the Reporting Period 14

B.1.4 Control Functions 15

B.2 Fit and proper requirements 17

B.2.1 Policies and processes in place to meet fit and proper requirements 17

B.3 Risk management system including the own risk and solvency assessment 18

B.3.1 Implementation of Risk Management System 19

B.3.2 Risk Appetite 19

B.3.3 Own Risk and Solvency Assessment 20

B.3.3.1 Own Risk and Solvency Assessment Methodolog 20

B.3.3.2 Use of Own Risk and Solvency Assessment in Decision Making 20

B.3.3.3 Own Risk and Solvency Assessment Governance 20

B.3.4 Key Steps in the ORSA Process 20

B.3.4.1 Develop the Business Strategy 20

B.3.4.2 Assess the Appropriateness of the Standard Formula 21

B.3.4.3 Own Solvency Needs Assessment 21

B.3.4.4 Select Stress Tests 21

B.3.4.5 Produce the ORSA Report 21

B.3.4.6 Capital Management 21

B.3.4.7 Addressing ORSA Findings 21

B.3.4.8 Communicating ORSA results 21

B.3.4.9 Embedding the ORSA within decision making 21

B3.4.10 Reviewing risk policies 21

B.4 Internal control system 21

B.4.1 Internal Controls system 21

B.4.2 Compliance Function 22

B.5 Internal audit function 22

B.6 Actuarial function 22

B.7 Outsourcing 22

B 7.1 Details of outsourced critical or important operational functions and activities 23

B 7.2 Oversight and risk management of outsourcing 23

B.8 Any other information 23

C. Risk Profile 25

C.1 Underwriting risk 25

C.2 Market risk 25

C.3 Credit risk 26

C.4 Liquidity risk 27

C.5 Operational risk 28

C.6 Other material risks 28

C.7 Any other information 29x

Irish Life health


| | | |
|---|---|---|
| **D.** | **Valuation for Solvency Purposes** | **30** |
| D.1 | Assets | 31 |
| D.1.1 | Valuation differences – Solvency II v IFRS | 31 |
| D.1.2 | Valuation bases, methods and main assumptions | 32 |
| D.1.3 | Items not in scope | 33 |
| D.2 | Technical provisions | 33 |
| D.2.1 | Solvency II Technical Provisions and Reinsurance Recoverables: Overview | 34 |
| D.2.1.1 | Best estimate technical provisions | 34 |
| D.2.1.2 | Best estimate reinsurance recoverable | 34 |
| D.2.1.3 | Risk margin | 34 |
| D.2.2 | Solvency II Best Estimate Technical Provisions and Reinsurance Recoverables: bases, methodology and assumptions | 34 |
| D.2.2.1 | Claims provisions – bases, methodology and assumptions | 34 |
| D.2.2.2 | Premium provision – bases, methodology and assumptions | 35 |
| D.2.3 | Level of uncertainty associated with the value of technical provisions | 36 |
| D.2.4 | Differences between Solvency II technical provisions and valuation of liabilities for the financial statements | 36 |
| D.2.5 | Long-Term Guarantee Measures | 36 |
| D.2.6 | Material changes in relevant assumptions compared to previous reporting period | 36 |
| D.3 | Other liabilities | 37 |
| D.3.1 | Valuation differences – Solvency II v Financial Statements | 37 |
| D.3.2 | Valuation bases, methods and main assumptions | 37 |
| D.3.3 | Items not in scope | 38 |
| D.4 | Alternative methods for Valuation | 38 |
| D.5 | Any other information | 38 |
| **E.** | **Capital Management** | **39** |
| E.1 | Own funds | 40 |
| E.1.1 | Components of own funds | 40 |
| E.1.2 | Eligible own funds to cover Solvency Capital Requirement and Minimum Capital Requirement | 41 |
| E.1.3 | Equity in financial statements compared to Solvency II own funds | 41 |
| E.1.4 | Transitional arrangements | 41 |
| E.1.5 | Ancillary own funds | 41 |
| E.2 | Solvency Capital Requirement and Minimum Capital Requirement | 42 |
| E.2.1 | Solvency II Capital requirements split by risk module | 42 |
| E.2.2 | Use of simplified methods | 42 |
| E.2.3 | Undertaking specific parameters | 42 |
| E.2.4 | Loss Absorbing Capacity of Deferred Taxes | 42 |
| E.2.5 | Calculation of the Minimum Capital Requirement | 42 |
| E.2.6 | Material changes during the reporting period | 42 |
| E.3 | Use of the duration-based equity risk sub-module in the calculation of the Solvency Capital Requirement | 43 |
| E.4 | Differences between the standard formula and any internal model used | 43 |
| E.5 | Non-compliance with the Minimum Capital Requirement and non-compliance with the Solvency Capital Requirement | 43 |
| E.6 | Any other information | 43 |
| **Appendices** | | **44** |
| Appendix 1 | List of abbreviations used in the document | 45 |
| Appendix 2 | Balance Sheet | 46 |
| Appendix 3 | Premiums, claims, expenses by line of business | 48 |
| Appendix 4 | Premiums, claims, expenses by country | 49 |
| Appendix 5 | Non-Life Technical Provisions | 50 |
| Appendix 6 | Non-Life Insurance Claims | 51 |
| Appendix 7 | Own funds | 53 |
| Appendix 8 | Solvency Capital requirement - for undertakings on standard formula | 55 |
| Appendix 9 | Minimum Capital requirement - for undertakings on standard formula | 57 |

# Summary

## ABOUT US

Irish Life Health dac ("Irish Life Health" or "the Company") is part of Irish Life Group ("Irish Life"), having been acquired by Irish Life Group Limited ("ILGL") in 2016. This acquisition led to a rebranding of two of Ireland's leading health insurers: Aviva Health Insurance Ireland Limited ("Aviva Health") and GloHealth Financial Services Limited ("GloHealth"), into a combined business known as Irish Life Health.

Irish Life is one of Ireland's leading financial services companies and has been helping people in Ireland to look after their protection, pension and investment needs for over 80 years.

Irish Life is part of the Great-West Lifeco group of companies, one of the world's leading and most secure life assurance organisations. Great-West Lifeco and its subsidiaries - including the Great-West Life Assurance Company which was founded in Winnipeg, Canada, more than a century ago - have around $2.0 trillion Canadian dollars in consolidated assets under administration. They are members of the Power Financial Corporation group of companies.

Irish Life Health remained both operationally and financially resilient throughout 2020, despite the challenges presented by the COVID-19 pandemic.

## WHAT WE DO

Irish Life's vision is to be Ireland's home of health and wealth, for the benefit of our customers and the wider Irish population.

Irish Life Health helps people live healthier lives by providing access to healthcare through its health insurance plans.

We aim to understand people's needs and offer innovative health insurance that matches their requirements. We offer our customers a wide range of benefits:

- Across our plans we offer cover for over 100 hospitals, treatment centres and scan facilities, giving our customers access to 2,500 consultants in Ireland
- We provide cover for overseas treatment and emergency medical cover
- Our customers have the option of choosing cover for day to day medical services such as GP, Dental and Physiotherapy and a range of alternative practitioners.
- Customers can tailor their cover to respond to their life stage and lifestyle requirements.

At the end of 2020 Irish Life Health has a 21% share of the Irish health insurance market and 472,989 customers.

Irish Life are CSR (Corporate Social Responsibility) partners with the GAA's Healthy Club Project, which aims to turn GAA clubs into health and well being hubs for communities. During 2020 Irish Life through our 'MyLife' app supported several nationwide steps challenge initiatives which were hugely successful in recognising and rewarding the importance of physical activity & the well being of communities. In the first quarter of 2021 over 28,000 GAA members, from over 600 clubs nationwide, participated in a distance challenge through our app.

## OUR STRATEGY

Our business strategy is centred on helping our customers to live healthier lives.

Our current business strategy includes a number of key initiatives which focus on:

- continued innovation in the products and services we offer;
- enhancement of our digital capabilities;
- continued management of claims costs and expenses to provide maximum value to our customers.

All of our strategic initiatives are supported by insights into our customers' needs.

Our Company is supported in the delivery of its strategy by the strength and expertise of the Irish Life Group.

The resilience of our business was tested by the COVID-19 pandemic. We ensured that our customer services and processes remained fully operational throughout 2020. We also progressed our existing business strategy and addressed the challenges which arose due to the pandemic.

The impacts of the pandemic in 2020 were wide ranging and included a significant impact on the Irish health system.

For the months of April, May, and June 2020 the private hospitals temporarily operated as part of the public health system in dealing with the pandemic. This restricted access to private hospital treatment for our customers. We paid premium rebates to customers to reflect the reduction in claims over this period.

We also introduced innovative new and enhanced benefits to support customers during the pandemic. These included a nurse led remote monitoring and clinical support service for individuals with suspected or actual COVID-19 infection and digital appointments with doctors, consultants and nurses for non-COVID-19 related illnesses.

The pandemic highlighted the importance of managing our mental, physical as well as financial well-being. Our well-being offering has provided support to our external customers as well as our teams and their families during the year.

## OUR PEOPLE: RESPECT AND REWARD

Since 2018, we have measured our employee engagement using an annual survey. The results across the group show that 82% (2019: 70%) of our employees strongly identify with and share the company's values and are engaged. This result marks a significant improvement on the previous survey and benchmarks well against the international and European norms for our sector and wider industry. Upon analysis, the

upswing in engagement is seen to be as a result of strong communication (both leadership-level and local line of business level), engagement (supporting teams, their motivation and their performance for customers) and supports offered to our employees as we moved to a model of remote working.

We recognise that diversity makes us stronger and drives our success and growth as individuals and as a business. Our cross-company Diversity and Inclusion (D&I) leadership group acts to champion D&I across our campuses, and to bring together our different perspectives and capabilities.

Irish Life has continued the work under our D&I plan which is set out over 3 key strands - 'Achieve Your Potential', 'Be Your True Self' and 'Value & Support Each Other'. Some of the initiatives completed in 2020 under this programme include:

- Switched to digital offerings and supporting employees working from home. This included delivering our 'Diversity in Leadership' and Pride week celebration programmes virtually;
- Increased wellness and parental supports through-out 2020;
- Launched Women@Work Employee Resource Group with over 50% of employees attending these events in 2020;
- Board D&I training which focused on positive challenge as leaders.

These initiatives have resulted in Irish Life being shortlisted by The Chartered Institute of Personnel Development for Best D&I 2020. We also received global recognition for our role models, individuals from across our business recognised for showing leadership in various areas of D&I, in a number of prestigious publications for striving for better gender balance and supporting the LGBTQI+ community.

The new D&I Strategy developed for 2021-2022 was signed off by our Senior Leadership Team and Board during the year. This ambitious strategy will continue our goal to be a thought leader in the industry. Early progress has been achieved in the implementation of this strategy with projects established in the areas of: cognitive diversity assessments, Leadership Development Programme, D&I integration and expanding our D&I data collection beyond gender to race and disability.

## PURPOSE OF THE SOLVENCY AND FINANCIAL CONDITION REPORT

The Solvency and Financial Condition Report ('SFCR') helps customers and key stakeholders understand Irish Life Health's regulatory capital and financial position. The report also covers how Irish Life Health is run, how the business has performed and the governance and risk management systems in place.

This report complies with the requirements of the European-wide Solvency II regulations which came into force on 1 January 2016. These regulations require that the SFCR is produced on an annual basis.

The Solvency II regulations also aim to ensure that insurance companies stay financially sound and can survive difficult periods, in order to protect policyholders.

This report is based on results and methodology used by Irish Life Health as at 31 December 2020. All numbers in this report are in €'000 unless otherwise stated.

## BUSINESS AND PERFORMANCE SUMMARY

The business has performed well in 2020. The Company has responded successfully to the challenges arising from COVID-19 and remains operationally and financially robust.

Customer numbers have grown from 463,517 in 2019 to 472,989 in 2020. Financial performance has been strong in 2020, following losses in 2019 due to increases in claims costs.

Irish Life Health's profits vary from year to year. Operating profits (losses) before tax over the last three years have been as follows: 2018: €28.7m, 2019: €(6.5)m, 2020: €19.5m. Financial performance has improved from the losses that were incurred in 2019 but has not yet reached the levels of previous years.

Claims experience is a key driver of financial performance. In 2019, losses arose due to a significant increase in claims costs. Similar to other Irish health insurers, Irish Life Health increased premiums to reflect the increase in claims costs. This increase in premiums has improved the Company's financial performance in 2020, as expected. A significant proportion of the 2020 premiums were returned to policyholders during the year as outlined below.

Irish Life Health continues to focus on claims cost management to mitigate the impact of increases in claims costs for its customers.

## IMPACTS OF COVID-19 IN 2020

COVID-19 had a significant impact on the Irish health system in 2020.

The most material impact of COVID-19 arose during the months of April, May, and June 2020 when the private hospitals operated as part of the public system. This restricted our customers' access to private hospital treatment over this period. Irish Life Health paid premium rebates for the months of April, May, and June to reflect the expected reduction in claims costs. Premium rebates were between 36% and 60% of premium for customers with private hospital cover and between 17% and 21% of premium for customers on plans with largely public hospital cover.

Overall, COVID-19 did not have a significant impact on the Company's financial performance or operational performance despite the need to pivot to a remote working model and the associated disruption in 2020.

More details on Irish Life Health's financial performance can be found in Section A.

## SYSTEM OF GOVERNANCE SUMMARY

The Board of Directors of Irish Life Health are responsible for setting the Company's strategy and for ensuring that Irish Life Health is governed properly and manages risk adequately. The Board, therefore, sets Irish Life Health's risk policy. This means it outlines the types and level of risk that the Company can expose itself to.

It also ensures that qualified, experienced and trustworthy people are appointed to manage Irish Life Health. There were changes to the Board of Directors in 2020. These changes are noted in section B.1.

In the year to 31 December 2020 there were no material changes to how Irish Life Health is governed.

At the end of 2020, Jim Dowdall resigned from his position as Chief Executive Officer ("CEO") and has been replaced by Gerard Davis. Mr. Davis joins the Irish Life Health team from his position of Chief Risk Officer for Irish Life Group. Mr. Dowdall will continue to sit on the Board as an Executive Director.

More details on Irish Life Health's system of governance can be found in Section B.

## RISK PROFILE SUMMARY

The principal risks and uncertainties that Irish Life Health faces include insurance risk, market risk, credit risk and operational risk. The Directors manage these risks as deemed necessary.

In the year to 31 December 2020 there were no material changes to the risk profile of Irish Life Health. However due to the increased level of uncertainty driven by COVID-19 the potential impacts of the existing risks facing the Company have changed. These risks include heightened insurance risk driven by claims uncertainty, leading to increased pricing and reserving risk, and heightened strategic and business environment risk, including policyholder behaviour risks

The heightened level of uncertainty is actively considered by Irish Life Health in its strategic planning process, pricing decisions and reserving process as well as through the ORSA.

Section C outlines the risks that Irish Life Health is exposed to. It also explains how the Company follows the risk policy approved by the Board and how this policy matches Irish Life Health's business strategy.

## VALUATION FOR SOLVENCY PURPOSES SUMMARY

Section D analyses how we have valued our assets and liabilities on the Solvency II balance sheet. It also highlights where there are differences between this Solvency II valuation and the figures reported in our annual audited financial statements, which are prepared under International Financial Reporting Standards ('IFRS') as adopted by the European Union.

Section D.2 outlines the way we have calculated the amount required to meet our contractual obligations under our health insurance policies, using the Solvency II regulations (our "technical provisions"). The main valuation difference between the Solvency II balance sheet and the financial statements relates to the valuation of technical provisions

## CAPITAL MANAGEMENT SUMMARY

Section E explains how Irish Life Health manages and measures the capital it holds so we can ensure the Company is solvent.

The Directors are satisfied that Irish Life Health has sufficient capital to meet its requirements under the Solvency II regime.

The following table sets out the solvency position:

| €000s | 31.12.2020 | 31.12.2019 |
|---|---|---|
| Eligible own funds to meet SCR | 99,951 | 81,205 |
| Solvency Capital Requirement (SCR) | 61,529 | 53,161 |
| Solvency ratio | 162.5% | 152.8% |
| Minimum Capital Requirement (MCR) | 15,382 | 13,290 |
| Eligible own funds as a percentage of MCR | 649.8% | 611.0% |

Irish Life Health does not use the volatility adjustment, the matching adjustment or transitional arrangements.

Irish Life Health is compliant with both the MCR and SCR.

## ANY OTHER INFORMATION

COVID-19 continues to have significant impacts on the Irish health system and the economy in 2021.

The third wave of COVID-19 has impacted the hospital system in Quarter 1 2021. As at the date of writing the SFCR, private hospitals remain open and accessible to our customers. The Company is monitoring the impact of this surge in COVID-19 infections closely.

The pandemic is likely to continue to impact the Company's performance throughout 2021. The impacts will depend on future developments including the incidence and severity of infections, the rollout of the vaccines and the response of the health system. All of these impacts are highly uncertain at the time of writing this document.

The Company has robust governance structures and processes in place which support continuous monitoring of the Company's solvency position, operational and financial performance. The Company's solvency cover at the financial year end was 162.5% (2019: 152.8%). As at the date of approval of the SFCR, the Company continues to operate within Solvency II regulatory capital guidelines.

## REVIEW

This report was reviewed and approved by the Board on 25 March 2021.

# A

# Business and Performance

This section describes our organisational structure and financial performance over the last financial year.

## A.1 BUSINESS

### A.1.1 COMPANY INFORMATION:

Company Name: Irish Life Health dac

Name and contact details of the supervisory authority which is responsible for financial supervision of the undertaking:

Central Bank of Ireland
New Wapping Street
Spencer Dock
North Wall Quay
Dublin 1

Irish Life Health dac is a wholly owned subsidiary of The Canada Life Group (U.K.) Limited ("CLG"), via our immediate parent Irish Life Group Limited. The supervisory authority of CLG is the Prudential Regulation Authority ("PRA").

The contact details for the PRA are:

20 Moorgate, London EC2R 6DA.

The name and contact details of the external auditor of the undertaking:

Deloitte Ireland LLP
Chartered Accountants & Statutory Audit Firm
Deloitte & Touche House
Earlsfort Terrace
Dublin 2

Irish Life Health is a member of the Great-West Lifeco Inc. group of companies ("Lifeco"), one of the world's leading life assurance organisations. Lifeco is considered the ultimate insurance holding Company.

Great-West Lifeco and its subsidiaries - including the Great-West Life Assurance Company which was founded in Winnipeg, Canada, more than a century ago - have around $2.0 trillion Canadian dollars in consolidated assets under administration. They are members of the Power Financial Corporation group of companies.

Lifeco is the indirect parent Company of CLG. CLG is the parent Company of Canada Life Limited ("CLL") which is a UK based insurance Company.

CLL acquired ILGL in 2013. ILGL has a number of subsidiaries, and is subject to Solvency II group supervision as the insurance holding company for Irish Life Health.

The Power Financial Corporation, which is incorporated in Canada and listed on the Toronto Stock Exchange, is the ultimate owner of Lifeco and therefore the ultimate owner of Irish Life Health.

Below is a simplified diagram of how our ultimate parent Company, Power Financial Corporation, is organised:

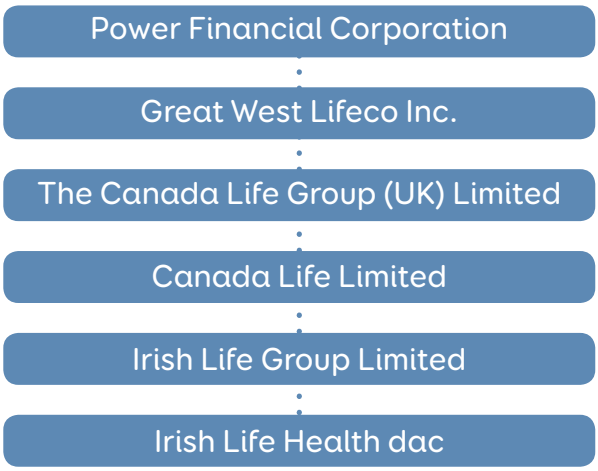


Irish Life Health's principal activity is the transaction of health insurance business within the Republic of Ireland. Irish Life Health's aim is to give customers an innovative and compelling alternative to the other health insurance offerings in the marketplace.

## A.2 UNDERWRITING PERFORMANCE

The table below shows Irish Life Health's reported underwriting performance for 2018, 2019 and 2020, as reported in Irish Life Health's financial statements.

Irish Life Health's business is reported as medical expenses insurance under Solvency II.

| €000s | 2020 | 2019 | 2018 |
|---|---|---|---|
| Premiums earned (net of reinsurance) | 129,056 | 132,549 | 127,598 |
| Fees & Commission Income | 112,703 | 88,354 | 106,975 |
| Claims (net of reinsurance) | (97,109) | (107,077) | (88,314) |
| Change in technical provisions (net of reinsurance) | (6,200) | (4,344) | (7,255) |
| Expenses | (117,977) | (115,205) | (109,584) |
| Investment return | (987) | (796) | (713) |
| **Profit/(Loss) before tax** | **19,486** | **(6,519)** | **28,707** |
| Number of Customers on Risk at Year End | 472,989 | 463,517 | 442,281 |

## OVERALL UNDERWRITING PERFORMANCE

Irish Life Health's profits vary from year to year. Operating profits (losses) before tax over the last three years have been as follows: 2018: €28.7m, 2019: €(6.5)m, 2020: €19.5m. Financial performance has improved from the losses that were incurred in 2019 but has not yet reached the levels of previous years.

Claims experience is a key driver of financial performance. In 2019, losses arose due to a significant increase in claims costs. Similar to other Irish health insurers, Irish Life Health increased premiums to reflect the increase in claims costs. This increase in premiums has improved the Company's financial performance in 2020, as expected. A significant proportion of the 2020 premiums were returned to policyholders during the year as outlined above.

The key drivers for the variation in the components of profits reported in the table are as follows:

### Premiums earned (net of reinsurance)

Premium income has been growing in recent years due to growth in the number of customers (which has increased by 7% between the end of 2018 and the end of 2020) and increases in average premium.

In 2020 the underlying earned premium growth was more than offset by premium rebates provided to customers to reflect reductions in claims which arose when the private hospitals operated as part of the public system during April, May and June 2020.

### Fee and commission income

Fee and commission income was significantly lower than usual in 2019 due to a reduction in profitability as a result of increases in claims. In 2020, fee and commission income has returned to a normal level.

### Claims (net of reinsurance)

Claims can vary significantly from year to year. Claims increased significantly in 2019 due to a number of factors including medical inflation (which includes impacts from changes in medical staff costs, the cost of drugs and new treatments and technologies) and an increase in activity in private hospitals.

Irish Life Health aims to mitigate the impact of increases in claims costs for its customers through its continued focus on claims cost management.

Claims in 2020 were lower than 2019. This reflects the effect of the private hospitals operating as part of the public system for three months. This has been offset by premium rebates paid to our customers.

### Expenses

Expenses includes the costs the Company incurs in running the business and net payments to the risk equalisation scheme. The increase in expenses in recent years is mainly due to an increase in costs reflecting the increase in the number of customers and strategic investments in the business.

### Impacts of COVID-19 on underwriting performance

The most significant impact of COVID-19 on Irish Life Health's business in 2020 was the temporary change to the hospital system for three months in 2020 whereby the private hospitals operated as part of the public system. This meant that some of the benefits offered by our plans were not available to customers for this three month period. As discussed above, this resulted in a reduction in claims which was offset by a premium rebate paid to customers. After allowing for the customer rebate, COVID-19 did not significantly impact the Company's underwriting performance in 2020.

The Company continues to monitor the impacts of COVID-19 on the health system and on the Irish economy closely.

## A.3 INVESTMENT PERFORMANCE

Management of Irish Life Health's investments is outsourced to Canada Life Asset Management Limited ("CLAM"), a Company owned by CLG. Irish Life Health's investment policy is monitored and controlled by senior management of Irish Life Health with oversight from the Board of Directors.

Irish Life Health's portfolio of assets consists of short-term investments. Based on current market conditions, this leads to a negative investment return. In 2020, Irish Life Health's investments returned a loss of €1.0m compared to a loss of €0.8m in 2019.

Irish Life Health does not use securitisations.

## A.4 PERFORMANCE OF OTHER ACTIVITIES

There has been no other material income or expenses incurred by Irish Life Health which haven't been included above.

Irish Life Health have no material leasing requirements.

## A.5 ANY OTHER INFORMATION

No other information

Irish Life health

# B

# System of Governance

## B.1 GOVERNANCE STRUCTURE

## B.1 GENERAL INFORMATION ON THE SYSTEMS OF GOVERNANCE

The governance structure facilitates reporting and escalation of risk issues from the bottom up, and communication and guidance relating to risk policy and risk decisions from the top down.

Irish Life Health's Board of Directors ("the Board") is in place to lead and control Irish Life Health. The objective of the Board is to maximise risk-adjusted returns and profitability while safeguarding Irish Life Health's financial strength, and ensuring fair treatment of customers. To support this objective, the Board is responsible for ensuring that there are systems of governance and control in place that operate effectively at all levels of the organisation.

The Board is responsible for making key decisions for Irish Life Health, including all material strategic decisions. Documented rules on management authority levels and on matters to be notified to the Board are in place, supported by an organisational structure with clearly defined authority levels and reporting responsibilities.

The Board considers its current size and structure to be appropriate to meet the requirements of the business. The Board keeps its membership, range of qualifications, skills and experience under review.

There were a number of changes made to the structure and size of the Board during 2020 as noted below, including the addition of two independent non executive directors (INEDs). The Board considers all of the INEDs to be independent of management and free of any business or other relationship which would interfere with the exercise of their independent judgement.

Directors, in delivering their duties, may take independent professional advice, at the Company's expense. Training facilities and professionals are made available to directors to ensure they remain briefed on all aspects required to fulfil their duties.

The Company Secretary is responsible for advising the Board through the Chairman on all governance matters. All directors have direct access to the Company Secretary.

The current members of the Irish Life Health Board are listed below.

| Members | Position | Board | Date |
|---|---|---|---|
| Bill Kyle | NED | Yes (Chair) | Resigned 22/07/2020 |
| Brenda Dunne | INED (Appointed Chair 22/07/2020) | Yes (Chair) | Appointed 01/04/2020 |
| Gerard Davis | ILH CEO (Appointed CEO 31/12/2020) | Yes | Appointed 13/10/2020 |
| Jim Dowdall | Executive Director (Resigned as CEO 31/12/2020) | Yes | Appointed 01/08/2016 |
| David Killeen | NED | Yes | Appointed 01/08/2016 |
| Killian Colleran | INED | Yes | Appointed 01/07/2020 |
| Elaine Lynch | INED | Yes | Appointed 27/11/2019 |
| Stefan Kristjanson | NED | Yes | Appointed 07/07/2020 |
| Cecil Hayes | INED | Yes | Appointed 01/08/2016 |
| Brian Murphy | INED | Yes | Appointed 01/08/2016 |

During 2020 there were a number of changes to the Board. The Chair of the Board, Bill Kyle, resigned and a new Chair, Brenda Dunne, was appointed in July. Two additional directors were appointed during the year also. Killian Colleran was appointed as an Independent Non Executive Director and Stefan Kristjanson was appointed as a Non Executive Director. At the end of 2020 Jim Dowdall resigned from his position as Chief Executive Officer ("CEO") and has been replaced by Gerard Davis. Mr. Davis joins the Irish Life Health team from his position of Chief Risk Officer for Irish Life Group. Mr. Dowdall will continue to sit on the Board as an Executive Director.

Irish Life Health's system of governance is adequately designed to prevent or detect material misstatements in the financial statements and disclosures in accordance with the nature, scale and complexity of the risks inherent in its business.

### B.1.1.1 COMMITTEES

The Board assigns responsibility for control and reporting, delegating authority as appropriate to Risk, Audit and Executive Committees so that the Board can be effectively advised and supported in its decision making and oversight responsibilities.

These committees are responsible for ensuring that Irish Life Health has an appropriate governance structure in place which operates effectively. Furthermore, Irish Life Health has an Executive Committee for risk (the Management Risk Forum) and is subject to oversight from ILGL's Executive Committees for risk and compliance. Irish Life Health relies on the ILGL Board Remuneration Committee to help the Board carry out its remuneration-related roles and responsibilities and ensure we comply with the remuneration policy each year. The ILGL Board Nomination and Governance Committee recommends Board and Committee appointments to the Irish Life Health Board.

The purpose, membership, duties and responsibilities of the committees are defined within their respective Charters. Sub-committees of the Board are required by their Charters to act within the powers and authority delegated to them by the Board. Where appropriate, the Board Committees have a Risk, Compliance, Actuarial or Finance control function member present at their meetings.

### B.1.1.2 BOARD RISK COMMITTEE

The Board Risk Committee ("BRC") provides the business with direction and oversight in relation to the design and operation of the overall risk management framework, risk appetite and risk limits. The BRC also provides oversight of the Compliance Function.

The BRC provides the Board with support and advice on all matters relating to risk management. The BRC advises the Board in respect of its oversight responsibilities of Irish Life Health's principal risks including, but not limited to, insurance, market, credit, liquidity, operational and reputational risks. In line with its charter and risk limit framework, the BRC is required to escalate any breaches of risk policies or of the limit framework to the Board.

The BRC is responsible for ensuring annual reviews are performed of the respective risk policies and frameworks and for reporting the level of compliance to the Board. The BRC will review and recommend any changes to risk policies and frameworks to the Board for approval.

The BRC is advised and supported by the Irish Life Health's Management Risk Forum, Chief Risk Officer and Head of Compliance.

### B.1.1.3 BOARD AUDIT COMMITTEE

The Board Audit Committee ("BAC") provides oversight of the finance, actuarial and internal audit functions. The committee manages risks inherent in the financial reporting process by reviewing significant financial reporting results and monitoring the adequacy and effectiveness of internal controls. The BAC is also responsible for reviewing the Company's Solvency II balance sheet and the capital requirements calculated in line with Solvency II requirements. The BAC is responsible for the external statutory audit and in coordination with the parent Company advise on the appointment of the external auditors. The BAC is also responsible for monitoring the effectiveness and objectivity of internal and external audit, as defined in the BAC charter.

The BAC is required to advise the Board in relation to its duty to confirm the integrity of disclosed financial statements, as well as meeting its responsibilities in terms of its obligations under applicable laws and regulations. The BAC also advises the Board in relation to confirming the effectiveness of the design and operation of the Company's internal control.

### B.1.1.4 EXECUTIVE RISK MANAGEMENT COMMITTEE AND GROUP OPERATING RISK COMMITTEE

The Executive Risk Management Committee ("ERC") and the Group Operating Risk Committee ("GORC") are Irish Life Group committees. The Irish Life Health ERC is responsible to the Irish Life Health BRC to provide a level of governance from Irish Life Group, in addition to Irish Life Health's own governance structure.

The ERC of Irish Life Health is chaired by the ILGL CEO. It is responsible for maintaining oversight of Irish Life Health's current and emerging risks. The ERC's remit extends to all material risks, excluding operational and legal/ regulatory compliance risks that are covered by GORC which is chaired by the ILGL Chief Risk Officer.

### B.1.1.5 MANAGEMENT RISK FORUM

The Management Risk Forum ("MRF") is chaired by the Irish Life Health Chief Risk Officer ("CRO"). It is responsible for managing all material risks arising for Irish Life Health, and in doing so identifies and implements, appropriate mitigating strategies.

The MRF is a sub-committee of the BRC. Through the CRO the BRC is advised and supported by the MRF.

## B.1.2 ADEQUACY OF AND REVIEW OF SYSTEMS OF GOVERNANCE

The adequacy and operation of the systems and governance in Irish Life Health are assessed on at least an annual basis. This includes an annual review of the performance of the governance committees listed above, as well as a review of their responsibilities. Independent reviews of the governance arrangements are also commissioned periodically. The Board is satisfied that the governance arrangements are appropriate, but refinements will be made in the future as appropriate including responding to any future regulator guidelines.

## B.1.3 REMUNERATION PRACTICES

Irish Life Health's Remuneration Policy is intended to attract, retain and reward qualified and experienced employees who will contribute to Irish Life Health's success. Irish Life Health uses the Remuneration Policy to:

- help generate long-term value for shareholders and customers;
- motivate employees to meet annual corporate, divisional and individual performance goals;
- encourage employees to achieve goals in line with our Code of Conduct and
- align with sound risk management practices and regulatory requirements.

The Remuneration Policy is supported by Irish Life Health's performance management process. This helps to develop a risk-aware performance culture that reflects the Company's vision and values. The process is based on three core principles:

- quality feedback and open conversations;
- shared responsibility for the process and
- treating staff fairly and recognising their positive contribution.

The umbrella policy for operational risk and the Great-West Lifeco 'Code of Conduct' sets out the principles behind our approach to managing the risks associated with our Remuneration Policy.

The principles state that remuneration programmes should:

- promote sound and effective risk management and align with the risk strategy and preferences approved by the Board;
- be consistent with business and risk strategy and shareholders' long-term interests;
- be communicated to all staff;
- be competitive and fair;
- attract, reward and motivate staff to deliver on objectives and achieve success and
- be underpinned by clear, effective and transparent remuneration governance.

The Remuneration Policy is also designed to meet the Company's regulatory requirements. The applicable Solvency II principles around remuneration were identified and assessed. The Company has set up and documented the following compliance arrangements:

- relying on ILGL's Board Remuneration Committee to help the Board carry out its remuneration-related roles and responsibilities; the Remuneration Committee, based on data provided, makes sure we comply with the Remuneration Policy each year;
- making sure there are specific remuneration arrangements (programmes) for the Board, senior leaders and the key control functions;
- benchmarking base salaries against market rate for the role as defined in independent salary surveys;
- assessing all bonus schemes against both personal and financial targets (the financial targets for senior oversight roles are not significantly linked to Company performance)
- auditing and risk assessing the Remuneration Policy and
- publishing the Remuneration Policy on the employee intranet site.

## B.1.3.1 SHARE OPTIONS, SHARES OR VARIABLE COMPONENTS OF REMUNERATION

All remuneration packages consist of:

- a base salary
- annual incentive bonus
- retirement benefits and
- benefits during employment.

Senior positions may also include a long-term incentive.

The proportion of each element in the overall package will vary based on the role.

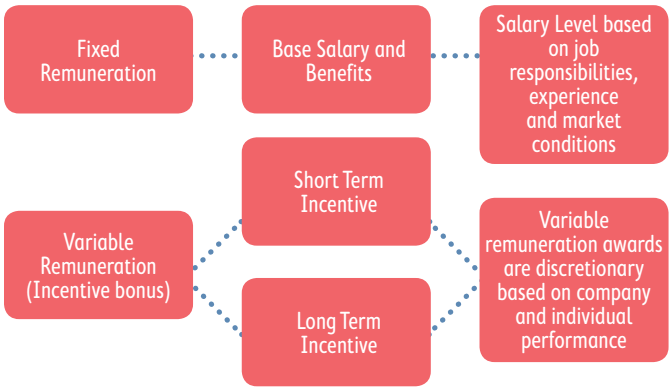


The base salary reflects the skills, competencies, experience and performance level of the individual. Base salaries are based on market rates for each role as defined by independent salary surveys.

Irish Life Health has an annual incentive bonus scheme that links an individual's overall remuneration to the performance of the Company and the performance of the individual. The bonus depends on key business units meeting objectives that are high impact and closely aligned to our critical priorities. However, this does not apply to those in senior oversight roles. Their bonuses are not significantly linked to Company performance.

In addition, the Company has a number of incentive schemes linked to the level of the role (each level attracts different payments for hitting specific targets, and has its own maximum bonus) and, where appropriate, the type of role (for example sales roles). Each staff member has a number of operational and bonus objectives for the year, including an accountability heading of Risk and Management Control. The Company sets base salaries high enough to prevent employees being overly dependent on their bonuses.

Long-term incentives are made up of stock options, issued by Irish Life Health's parent Company, and performance share units.

## B.1.3.2 SUPPLEMENTARY PENSION OR EARLY RETIREMENT SCHEMES FOR THE MEMBERS OF THE MANAGEMENT BODY AND OTHER KEY FUNCTIONS

Irish Life Health's remuneration policy does not include any supplementary pension or early retirement schemes for Board members or other key function holders.

## B.1.3.3 MATERIAL TRANSACTIONS DURING THE REPORTING PERIOD

Material transactions with shareholders

- There was no dividend paid to the shareholder in 2020.

Material transactions with senior management and members of the Board

> There were no material transactions with the senior management of Irish Life Health or the members of the Board in the period, apart from transactions linked to their remuneration and transactions relating to insurance policies conducted under normal commercial terms.

## B.1.4 CONTROL FUNCTIONS

In line with the European Regulator's Guidelines on System of Governance, (EIOPA-BoS-14/253), Irish Life Health consider key functions to be Risk Management, Compliance, Actuarial, Internal Audit and Finance. Collectively, we refer to these five functions as 'control functions'.

The control functions assist the Board in meeting its responsibilities to ensure proper management of Irish Life Health.

The relevant Board Committee approves the mandate, resources and plans for the control functions annually.

The control functions report to each meeting of the Board Committees. The head of each control function has a direct line of communication with the relevant committee Chair.

Each control function is staffed by professionals with appropriate skills and experience, plus a deep knowledge of our business.

### Risk Function

The Risk Function is established as an independent second line function separate from business operations. The function is staffed and resourced by appropriately skilled and experienced risk professionals, with a deep knowledge of the Irish Life Health business.

The Risk Function's key responsibilities are set out in the Risk Function Mandate, which is set by the Board Risk Committee. The mandate is reviewed on an annual basis. Compliance with the mandate and an assessment of the performance of the Risk Function is also carried out each year.

The Risk Function mandate sets out the responsibilities of the Risk Function. The Risk Function's review includes independent oversight of all forms of risk across all business divisions of Irish Life Health.

The Chief Risk Officer ("CRO") is the pre-approved controlled function ("PCF") holder for the department. The mandate conveys authority on the CRO and Risk Function to have access to all Irish Life Health records, information and personnel required to carry out the responsibilities and to follow up on issues raised. The CRO also has the right of access to the Board, Board Risk Committee and the Board Audit Committee.

The CRO and Risk Function are established as independent from the operating divisions and are required to remain objective in their work. The CRO reports to the Board Risk Committee, to the ILGL CRO for functional matters and to Irish Life Health Management for operating matters and day to day management.

The Risk Function / CRO provide updates to each meeting of the Board and Board Risk Committee, including producing a quarterly CRO Report.

### Actuarial Function

The Actuarial Function is led by the Head of the Actuarial Function, and is staffed by appropriately skilled and experienced actuarial professionals. The Head of Actuarial Function is the PCF holder for the department.

The responsibilities of the Actuarial Function are set out in the Actuarial Function Mandate which is set by the Board Audit Committee and reviewed on an annual basis. The key responsibilities of the Actuarial Function include:

> Technical provisions: calculation of technical provisions and reporting to the Board on technical provisions in line with regulatory requirements;

> Risk management: contributing to the effective implementation of Irish Life Health's risk management system;

> Oversight of pricing and reinsurance activities.

The Head of Actuarial Function has a reporting line to the Chief Actuary of ILGL, to the Board Audit Committee and to Irish Life Health Management for operating matters and day to day management.

### Compliance Function

The Compliance Function is established as an independent second line function separate from business operations and comprises of the compliance unit in Irish Life Health together with ILGL's Group Compliance Function.

The function is staffed by appropriately skilled and experienced compliance professionals. The Irish Life Health Head of Compliance is the PCF holder for the department. The Irish Life Health Head of Compliance has dual reporting lines to the ILGL Head of Insurance Business Compliance and to Irish Life Health Management.

Irish Life Health's Head of Compliance also has a direct reporting line and responsibility to the Board Risk Committee for oversight matters.

The Compliance Function's key responsibilities are set out in the Compliance Function Mandate which is reviewed annually by the Board Risk Committee.

The Compliance Function's key responsibilities include:

> Establishing and maintaining a sound compliance framework for the independent oversight and management of Irish Life Health's regulatory compliance risks;

> Providing independent advice and guidance to Irish Life Health in relation to regulatory developments and other compliance matters including advice and oversight on new and changing regulatory requirements;

- Conducting compliance monitoring to assess the adequacy of and adherence to compliance requirements and procedures;
- Co-ordinating Irish Life Health's relationships with its prudential and conduct regulators;
- Reporting on a quarterly basis to the Board Risk Committee and on a regular basis to Senior Management of the Company on the key regulatory matters for the Company; and
- Providing training as required to Irish Life Health's staff and directors on relevant compliance matters.

## Internal Audit Function

### Overview

This function is independent of our business management activities. It is not involved directly in revenue generation, or in the management and financial performance of any business line. Internal auditors have neither direct responsibility for, nor authority over, any of the activities they review. Nor does their review and appraisal relieve others of their responsibilities.

The Chief Internal Auditor (CIA) reports functionally to the Chief Internal Auditor for Great-West Lifeco, and to the Board Audit Committee. The CIA reports administratively to the CEO of ILGL.

### Main responsibilities

These include:

- Execution of a risk-based audit plan as approved by the Board Audit Committee;
- Ensure all audits on the internal audit plan are appropriately executed, and audit results (with applicable conclusions and recommendations) are communicated to appropriate parties;
- Follow up on audit findings and corrective actions, and report periodically to senior management and the Board Audit Committee on progress; and,
- Provide an overall opinion on Governance, Risk Management and Control to the Board Audit Committee on a regular basis.

### Governance

The Board Audit Committee:

- reviews and approves the mandate of the CIA;
- reviews and recommends the appointment/removal of the CIA to the Board;
- annually assesses the performance of the CIA and the effectiveness of the Internal Audit function; and,
- annually reviews and approves the function's organisational and reporting structure, budget and resources.

The CIA maintains direct and unrestricted access to the Board Audit Committee, and meets regularly with the Chair of the Board Audit Committee, without other managers present.

The CIA maintains a quality assurance programme to drive continuous improvement and ensure conformance with the Institute of Internal Auditor's ("IIA") Standards and Code of Ethics. The CIA reports the results of this work to the Board Audit Committee every year.

## Finance

This function is led by the Irish Life Health Head of Finance ("HOF") who reports to the Board Audit Committee on oversight matters and is a PCF for the Finance Function. The HOF is responsible to Irish Life Health Management for operational and day-to-day management.

The Irish Life Health Finance team report to the HOF and manage the financial control and reporting needs of the business.

Through the HOF, the Board and Board Audit Committee are given periodic financial and performance updates. The HOF also provides detail that helps the Board assess and approve the annual financial statements and regulatory returns.

### Main responsibilities

These include:

- financial control and governance
- reporting statutory and regulatory financial information, including preparing the financial statements
- budgetary, cost and financial management.

### Governance

The Board Audit Committee reviews the HOF's Mandate annually and makes sure the HOF is complying with it. The Committee also assesses the HOF's performance each year.

## B.2 FIT AND PROPER REQUIREMENTS

### B.2.1 POLICIES AND PROCESSES IN PLACE TO MEET FIT AND PROPER REQUIREMENTS

Irish Life Health is committed to ensuring that all of the fit and proper requirements are met and in this regard, ensures that all persons who effectively run the undertaking or have other key functions have the requisite qualifications, knowledge, skills and experience required to carry out their role (fitness assessment) and are honest, ethical, act with integrity and are financially sound (probity assessment).

There are documented HR processes in place for recruitment into roles subject to Fitness and Probity requirements.

Irish Life Health also has in place a Fit and Proper Policy (the "F&P Policy") which is reviewed and approved annually by the Board.

The F&P Policy sets out the process for fit and proper assessments to be conducted to determine a person's fitness, probity and financial soundness.

Before an appointment is made in respect of persons who effectively run Irish Life Health or have other key functions within Irish Life Health, a due diligence process is undertaken to ensure that the person is fit and proper for the role. The due diligence checks for assessing whether a person is fit and proper and is financially sound are set out in the F&P Policy. These checks align to the Central Bank of Ireland's Guidance on Fitness and Probity Standards 2018 as follows:

- Evidence of compliance with Minimum Competency Code (where relevant);
- Evidence of professional qualifications where relevant;
- Evidence of CPD where relevant;
- Record of interview and application;
- Reference checks;
- Record of previous experience;
- Record of experience gained outside Ireland;
- Confirmation of directorships held and
- Record of other employments.

In relation to the probity and financial soundness checks, the due diligence is largely by way of self-certification with proposed appointees being requested to complete a questionnaire enquiring as to their probity and financial soundness. The Company then conducts independent directorship and judgements searches.

Most of the roles applicable to persons who effectively run the undertaking or have other key functions will be pre-approval controlled functions as defined in the Central Bank Reform Act 2010 (sections 20 and 22) Regulations. In addition to the internal due diligence conducted by Irish Life Health in advance of appointments into these functions, there is also a requirement that they are pre-approved by the Central Bank of Ireland.

Adherence to the Fitness and Probity standards and requirements is subject to annual reconfirmation by persons occupying roles which are subject to these requirements. If Irish Life Health becomes aware that there may be concerns regarding the fitness and probity of a person in a role subject to the F&P Policy, Irish Life Health will investigate such concerns and take appropriate action without delay. Irish Life Health will notify the Central Bank of Ireland of any such action taken where there has been a negative conclusion reached with regard to persons holding a role subject to fitness and probity.

## B.3 RISK MANAGEMENT SYSTEM INCLUDING THE OWN RISK AND SOLVENCY ASSESSMENT

The Board is responsible for the overall management of risk within the organisation. The objective of risk management is to ensure that there is a clear understanding of the risks facing Irish Life Health, to understand how much risk is acceptable to the Company and to manage these risks in accordance with Irish Life Health's risk appetite.

As per the diagram below, Irish Life Health's Risk Management System is articulated through its Enterprise Risk Management ("ERM") framework. This framework allows the Board and management to establish the risk strategy, to communicate and monitor adherence to the risk appetite and risk limits, and to identify, measure, monitor, manage and report on risks.

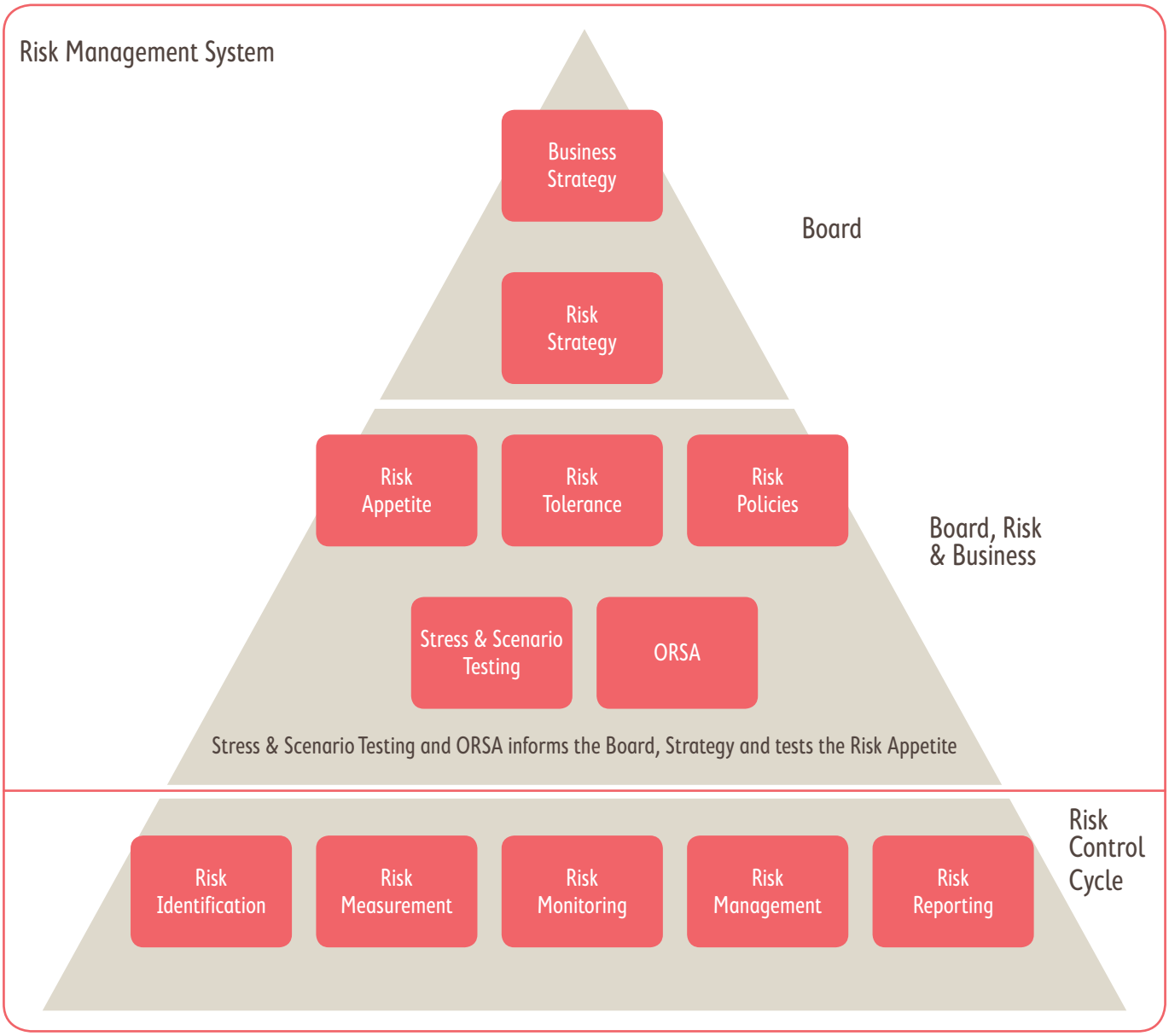

The following table explains how Irish Life Health is able to effectively carry out these tasks:

| | |
|---|---|
| Identify | Risk identification is the structured analysis of any current and emerging risks which Irish Life Health faces so that risks can be understood and appropriately controlled. The key elements of the ERM framework which are relevant to risk identification are the formation and regular review of the risk classifications as well as the Emerging Risk and Risk Events processes. |
| Measure | Risk measurement relates to the quantification of Irish Life Health's risk profile. Measuring risk allows a comparison of the size of risk compared to agreed limits and appetite. |
| Monitor | Risk monitoring relates to overseeing and tracking Irish Life Health's risk profile on an ongoing basis. The key elements of the ERM framework relevant to risk monitoring are the risk function's oversight and assurance activities, as well as the Risk and Control Self-Assessment and Key Risk Indicator processes. |
| Manage | Risk management relates to the selection and implementation of approaches to accept, reject, transfer, avoid or control risk. It includes risk mitigation, such as reinsurance. The key elements of the ERM framework which are relevant to management of risks are the risk mitigation strategies, the Policy and Internal Control frameworks as well as the governance and risk functions. |
| Report | Risk reporting gives an accurate and timely picture of any existing and emerging risk issues and exposures together with their potential impact on business activities. Risk reporting evidences that Irish Life Health manages its risks. The key elements of the ERM framework which are relevant to the reporting of risks are the annual Own Risk and Solvency Assessment ("ORSA") report and the quarterly risk management reports. |

## B.3.1 IMPLEMENTATION OF RISK MANAGEMENT SYSTEM

The Risk Management System is underpinned by the Three Lines of Defence Model in Irish Life Health. This approach helps Irish Life Health to perform its risk activities on an integrated basis. Each "line of defence" has responsibility for the management of risk assigned to it as follows:

1. **The First Line of Defence** is the business within Irish Life Health. The business is responsible for:
   - the day to day management of risk within their function in line with risk appetite, limits and policies;
   - the consideration of material risks and risk appetite in all decision making;
   - monitoring and reporting against Irish Life Health's risk profile and
   - reporting of any risk incidents on a timely basis.
2. **The Second Line of Defence** is the Risk, Compliance, Actuarial and Finance Functions. These functions are responsible for the oversight of the Risk Management System. In particular, these functions undertake the independent review of risk identification, measurement, management, monitoring and reporting.
3. **The Third Line of Defence** is Internal Audit.The Internal Audit Function is responsible for performing the independent review of the design and operation of the Risk Management System.

Under the Irish Life Health governance structure, committees are set up to provide efficient and appropriate risk management and decision making. One of the key purposes of the risk committees is to review elements of the ERM framework for Board approval and regularly assess the implementation and compliance with the ERM framework.

The CRO, as the head of the Risk Function, is a member of several committees. This allows the CRO to keep abreast of developments across the business, enabling steer, contribution and challenge on a wide variety of risk related matters.

## B.3.2 RISK APPETITE

Irish Life Health's Risk Appetite Framework identifies risk strategy as a key driver in the development of business strategy. Irish Life Health achieves this by:

- Establishing a risk awareness culture that is ingrained in all business activities:
  - Based on a system of values and a strategy which reflects the company's collective sense of responsibility to fulfil customer promises and safeguard its financial strength and reputation while growing shareholder value;
  - Consistent tone from the top from the Board and senior management;
  - Embedded in a three lines of defence model;
  - Full accountability for all risk taking decisions.
- Employing a prudent approach to taking and managing risk with emphasis on:
  - Disciplined application of product and pricing standards and extensive testing of the risks involved in new products and offerings;
  - Conducting business to high standards of integrity based on the employee Code of Business Conduct and Ethics and sound sales and marketing practices to safeguard the group's reputation;
  - Diversification of suppliers and distribution channels and
  - Generating returns to maximise shareholder value and growing operations whilst maintaining a strong balance sheet.

The key objectives constituting Irish Life Health's Risk Appetite Statement are:

- Strong capital position: Irish Life Health maintains a strong balance sheet and does not take risks that would jeopardise its solvency;
- Strong liquidity: Irish Life Health will maintain sufficient liquidity to pay claims and meet its financing obligations under normal and stressed conditions;
- Maintaining reputation: In all business activities, the potential impact on Irish Life Health's reputation is considered;
- Customers: Meeting customer needs and expectations is a core consideration in the design, distribution and administration of the Irish Life Health's products.

## B.3.3 OWN RISK AND SOLVENCY ASSESSMENT

### B.3.3.1 OWN RISK AND SOLVENCY ASSESSMENT METHODOLOGY

Irish Life Health embraces the ORSA process as a key part of the risk management system.

The ORSA is a forward looking evaluation of the risk profile and solvency position of the company in the context of its business operations, strategy and plan:

**Own:** Reflects the business model and corporate structure; integrated with business plan and strategy.

**Risk:** Evaluates risks, including emerging risks, relative to appetite and outlines the risk management techniques employed and risk governance structures.

**Solvency:** Forward looking review of solvency needs under normal and stressed conditions; evaluates capital available relative to requirements.

**Assessment:** Assessment of current and projected risk position and solvency needs.

The ORSA is a year-round collection of processes, integrating Irish Life Health's Enterprise Risk Management (ERM) Framework with capital management and business planning.

A regular ORSA is carried out each year. A non-regular ORSA may be performed following the occurrence of a material event at an interim date between annual ORSA reports or following a significant change in the company's risk profile or appetite.

### B.3.3.2 USE OF OWN RISK AND SOLVENCY ASSESSMENT IN DECISION MAKING

The annual ORSA process is an integral part of Irish Life Health's business planning process. The business plan sets out how the strategy will be delivered, the risks inherent in the business plan and their impact on the solvency position of Irish Life Health.

The ORSA, in particular the forward looking solvency assessment, feeds into the assessment of business plans, taking into account any present or future management actions and risk mitigation techniques. The assessments are supported by stresses, scenarios and reverse stress testing and assessed against the risk appetite framework (where applicable). The qualitative assessment of the non-quantifiable risks, including strategic risks is also captured.

Any recommendations from the ORSA process are adequately documented, monitored and addressed by the business in a timely fashion. Some of these recommendations may include improvements to the risk management and decision-making processes at Irish Life Health.

### B.3.3.3 OWN RISK AND SOLVENCY ASSESSMENT GOVERNANCE

The Board has put in place an ORSA Policy, which establishes roles and responsibilities in relation to completion of the ORSA. The Board, with significant support from the Board Risk Committee, owns and directs the ORSA, and reviews and approves the ORSA Policy annually. The CRO conducts the ORSA process, producing the ORSA report and maintaining the ORSA record. The Board and the Board Risk Committee steer this process.

The Actuarial Function supports the Risk Function in producing various aspects of the ORSA, in particular in producing capital projections and stress testing. The Head of Actuarial Function also provides an Opinion on the ORSA to the Board.

## B.3.4 KEY STEPS IN THE ORSA PROCESS

### B.3.4.1 DEVELOP THE BUSINESS STRATEGY

Irish Life Health Management present the business strategy to the Board to be challenged and approved. The business plans are informed by the findings of the ORSA. This presentation includes a review of the key assumptions underlying the plan, including projected sales and expenses. The Board considers the risks associated with the business strategy. Where the proposals include changes that may materially impact the risk profile of the business, those will be reviewed and analysed through an ORSA lens.

### B.3.4.2 ASSESS THE APPROPRIATENESS OF THE STANDARD FORMULA

Irish Life Health use Standard Formula to calculate the Solvency Capital Requirement ("SCR"), which is the amount of capital the Company must hold under Solvency II regulations. As part of the annual ORSA process the Board evaluates the risk profile of the business compared to the risk profile assumed by EIOPA when calibrating the Standard Formula. This tests whether the use of the Standard Formula is appropriate for Irish Life Health's business. The assessment carried out in 2020 indicated that the Standard Formula is appropriate for Irish Life Health.

### B.3.4.3 OWN SOLVENCY NEEDS ASSESSMENT

The Own Solvency Needs Assessment ("OSNA") is a quantitative assessment of the Company's solvency position on a forward-looking basis, using both the Solvency II regulations and using Irish Life Health's own view.

### B.3.4.4 SELECT STRESS TESTS

The Board, supported by the Risk Function, sets the stress and scenario tests to be considered as part of the ORSA. The stress tests are forward looking while also taking relevant past experience in to account. Irish Life Health considers the impact of the stress tests on the business strategy.

### B.3.4.5 PRODUCE THE ORSA REPORT

The Risk Function produces an ORSA report each year under the direction of the Board. The CRO presents it to the Board Risk Committee, who review and recommend the report to the Board for approval. The report includes a solvency projection under the base assumptions as well as the result of the stress tests and an analysis of the results. The base assumptions are consistent with the Board-approved business plans. The report notes any material changes in the Company's risk profile since the previous ORSA and analyses the projected changes in the Company's risk profile over the projection period. The Board reviews and challenges the report. Irish Life Health submits the final report, once approved by the Board, to the Central Bank of Ireland.

### B.3.4.6 CAPITAL MANAGEMENT

After considering the insights of Irish Life Health's risk profile gained from each of the key steps above, along with other relevant matters, the Board reviews what level of capital the Company should hold.

### B.3.4.7 ADDRESSING ORSA FINDINGS

The ORSA may generate recommendations such as risk mitigation initiatives or adjustments to business plans. Irish Life Health assign these actions as appropriate and the Risk Function reports to the Board Risk Committee and Board regularly on our progress in addressing them.

### B.3.4.8 COMMUNICATING ORSA RESULTS

The Risk Function communicates the results from the ORSA to the business as appropriate.

### B.3.4.9 EMBEDDING THE ORSA WITHIN DECISION MAKING

Any significant new initiatives planned by Irish Life Health, such as product development or acquisitions, must be brought to the Board for approval. As part of the assessment of significant new initiatives, Irish Life Health Management analyses the impact of these on the ORSA and presents their findings to the Board for consideration as part of the approval process.

### B3.4.10 REVIEWING RISK POLICIES

The Board reviews and approves all risk policies each year. The review considers any relevant outcomes from the ORSA process.

## B.4 INTERNAL CONTROL SYSTEM

### B.4.1 INTERNAL CONTROLS SYSTEM

Irish Life Health maintains an internal control framework which is a set of processes defined by the Board, management and other personnel, designed to provide reasonable assurance regarding the achievement of objectives with regard to:

- effectiveness and efficiency of operations;
- reliability of financial and management reporting and
- compliance with applicable laws and regulations.

Irish Life Health's system of internal control has a key role in the management of risks that are significant to the fulfilment of its business objectives.

The five components of internal control that underpin the internal control system are set out as follows:

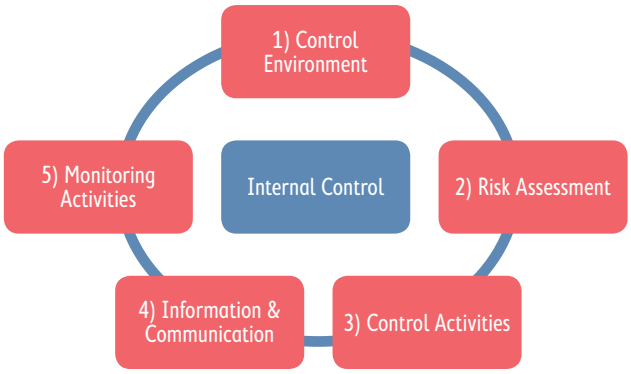


1) **Control environment.** This is the set of standards, processes and structures that provide the basis for carrying out internal control within Irish Life Health. It sets the tone of an organisation, influencing the integrity, ethical values and control consciousness of its people. It is the foundation for all other components of internal control, providing discipline and structure.
2) **Risk Assessment.** This is the dynamic and iterative process for identifying and assessing relevant risks to the achievement of the company's objectives, and forming a basis for determining how the risks should be managed.
3) **Control activities.** These are the actions established through policies and procedures that help ensure that management's directives to mitigate risks to the achievement of objectives are carried out.
4) **Information and communications.** This supports the identification, capture and exchange of internal and external information in a form and time frame that enables people to carry out their responsibilities.
5) **Monitoring Activities.** This is the ongoing evaluation to ascertain whether all components of the internal control system are present and functioning. This process assesses the quality of internal control performance over time.

In relation to the company's internal control system, it is a requirement to have a combination of preventive, detective, directive and corrective control processes in place.

The Irish Life Health internal controls and financial management policy is subject to annual review and approval by the Head of Finance before it goes forward for approval. Board approval is required on an annual basis.

### B.4.2 COMPLIANCE FUNCTION

Information regarding the Compliance Function is described in Section B.1.4 above.

## B.5 INTERNAL AUDIT FUNCTION

Information regarding the Internal Audit Function is described in Section B.1.4 above.

## B.6 ACTUARIAL FUNCTION

The activities of the Actuarial Function in the reporting period included completion of its core tasks as described in Section B.1.4 above.

Additional activities include supporting the implementation of the Risk Management System by providing support to the Risk Function on the ORSA process.

## B.7 OUTSOURCING

Irish Life Health outsources some services in a controlled manner. Services outsourced include customer services, I.T. solutions and investment management. Outsourcing allows Irish Life Health to increase, and decrease, operational capacity based on cyclical business cycles when needed. Where functions and activities of Irish Life Health are outsourced, the Board and its senior management retain ultimate responsibility for such outsourced functions and activities. The Board and senior management retain the necessary expertise to manage outsourcing risks and provide oversight of outsourcing arrangements.

Irish Life Health's Outsourcing Policy is a Board-approved policy that sets out the principles and requirements for managing outsourcing arrangements.

The Outsourcing Policy sets out the following general principles for identifying and managing outsourcing risks:

- outsourcing arrangements must be identified and assessed based on their materiality
- outsourcing arrangements must be appropriately approved
- the capability of proposed service providers for material outsourcing must be thoroughly evaluated
- outsourcing contracts for material outsourcing must contain certain mandatory terms and conditions
- material outsourcing arrangements must be effectively monitored and controlled by senior management and the Management Risk Forum, with oversight from the Irish Life Health Board Risk Committee and the ILGL Group Operational Risk Committee ("GORC") .
- material outsourcing arrangements must have documented exit plans in place, which are regularly reviewed.

## B 7.1 DETAILS OF OUTSOURCED CRITICAL OR IMPORTANT OPERATIONAL FUNCTIONS AND ACTIVITIES

Irish Life Health has nine material outsourcing arrangements in place. Six of these are external to the wider Irish Life group.

| Service Provided | Internal / External | Jurisdiction |
|---|---|---|
| Customer management solutions | External | Ireland |
| Customer management solutions | External | Ireland |
| Customer management solutions | External | Ireland |
| Printing Services | External | Ireland |
| Customer management solutions | External | Ireland |
| Customer management solutions | External | USA |
| I.T. Solutions | Internal | Ireland |
| Internal Audit | Internal | Ireland |
| Investment Management Services | Internal | UK |

## B 7.2 OVERSIGHT AND RISK MANAGEMENT OF OUTSOURCING

The Outsourcing Policy sets out the oversight and risk management requirements applicable to outsourcing arrangements. The Risk Function and ILGL GORC monitor compliance with this policy, with additional oversight provided by the Board Risk Committee.

The Outsourcing Policy requires that outsourcing arrangements must not be undertaken in such a way as to lead to any of the following:

- Material impairment of the quality of the system of governance of the Company or the wider group.
- An undue increase in the operational risk for the Company or the wider group.
- Impairment of the ability of relevant supervisory authorities to monitor the compliance of the Company or the group with its obligations.
- Impairment of continuous and satisfactory service to customers.
- Undue risk to the personal data of customers or employees.

Prior to entering into any outsource arrangement for material, critical or important functions, proposed service providers are subject to due diligence procedures to ensure that the potential service provider has the ability, the capacity and any authorisation required by law to deliver the required functions or activities satisfactorily, taking into account the Company's objectives and needs. All material outsourcing arrangements must be approved by the ILGL GORC and notified to the BRC prior to implementation.

Contract renewals for material outsourcing arrangements must be notified to GORC and thereafter to the BRC prior to renewal.

Written outsourcing agreements are established for all outsourcing arrangements. A dedicated member of management is identified as the 'owner' for each arrangement, and has specific responsibilities for the review and monitoring of the arrangement, in line with the requirements of the Outsourcing Policy.

The risks associated with outsourcing are identified and managed. All arrangements undergo an annual risk assessment and are categorised as 'material', 'notable', or 'immaterial'. All outsourcing arrangements for critical or important operational services are deemed to be 'material'.

The materiality assessment for all outsourcing arrangements is reviewed annually. Irish Life Health maintains a register of outsourcing arrangements.

The ILGL GORC reviews material arrangements and compliance with the Outsourcing Policy annually.

The Risk Function presents an Outsourcing Report to the BRC annually.

All new material outsourcing arrangements are notified to the Central Bank of Ireland in advance.

## B.8 ANY OTHER INFORMATION

No items to note.

# C

# Risk Profile

## C. RISK PROFILE

As explained in section B.3.2, Irish Life Health has established a number of policies and standards focusing on the management of financial and non-financial risks.

Irish Life Health also monitors a set of specific risks on a regular basis through the risk monitoring framework. This enables Irish Life Health to assess its risks, to define which risks and what level risk it is prepared to accept and to assess the adequacy of planned mitigating actions.

Irish Life Health controls the way it accept risks, using its expertise to manage its risks and create shareholder value from them. The Board approves Irish Life Health's risk appetite at least once a year.

## C.1 UNDERWRITING RISK

Insurance (underwriting) risk arises from Irish Life Health's obligations to customers from their health insurance policies. The risk to Irish Life Health is the risk of loss due to higher than expected claims on health insurance policies.

As a registered undertaking under the Health Insurance Act 1994, Irish Life Health complies with Open Enrolment. This means that Irish Life Health must accept all applicants, regardless of their risk status, age or gender, subject to prescribed waiting periods. Due to this legislation, the Company does not have a policy governing the acceptance of risks.

Irish Life Health assesses and mitigates its insurance risk using the following approaches:

- Irish Life Health has an Underwriting Policy which is approved by the Board and defines the Company's risk appetite for underwriting risk and the strategies it uses to monitor and mitigate this risk.
- Irish Life Health uses reinsurance to reduce its exposure to insurance risk. The Reinsurance Strategy is agreed with the Board annually.
- The management of claims and adequacy of reserving. Irish Life Health has a "Reserving Policy" which is approved by the Board and defines the Company's risk appetite for reserving risk.

Irish Life Health's Management Risk Forum monitors the risks within Irish Life Health.

Irish Life Health doesn't use special purpose vehicles.

### Reinsurance strategy

Irish Life Health uses reinsurance to reduce its insurance risk.

An objective of the reinsurance strategy is to ensure that the level of risk retained by Irish Life Health is within its risk appetite. Reinsurance contracts are reviewed annually to verify that the levels of protection are commensurate with any developments in exposure and align to Irish Life Health's risk appetite. The basis of these arrangements is underpinned by extensive financial modelling and actuarial analysis to optimise the cost and risk management benefits of these arrangements. The reinsurance is placed with providers who meet Irish Life Health's counterparty security requirements.

### Concentrations of insurance risk

Irish Life Health operates exclusively within Ireland, and a significant portion of the Irish population resides in the greater Dublin area. Therefore, Irish Life Health's insurance risk exposure is relatively concentrated in a global geographical sense.

Other than this geographical concentration, Irish Life Health's risks are not considered to be concentrated as the Company's exposure relates to 472,989 lives requiring hospital treatment or incurring other medical expenses covered by their plans.

Overall, Irish Life Health does not consider concentration risk to be a significant risk.

### Risk Sensitivities

Results of sensitivity testing are set out in section C.7.

## C.2 MARKET RISK

Market risk is the risk of adverse financial impact due to changes in fair values of financial instruments from fluctuations in interest rates, property prices and equity prices. Market risk arises due to fluctuations in the value of liabilities and the value of investments held.

Investment of all assets is subject to Irish Life Health's Investment Policy which is designed to ensure that investment activity is carried out in a prudent and controlled manner, and in line with the Prudent Person Principle as required by Solvency II regulations. This policy addresses investment principles and strategy, asset liability matching, liquidity risk management and credit and currency risk management.

The Investment Policy details the governance arrangements in place and sets out the principles for the investment of Irish Life Health's assets. The Board retains overall responsibility for the policy, and the Finance Function and the Investment Manager are responsible for monitoring compliance with the policy and reporting to the MRF and BRC.

### Interest rate risk

Irish Life Health's investments are in cash, short-term bank deposits, short-term fixed interest assets and other short term investments. Of the market risks listed above, only interest rate risk is relevant to the business.

### Risk concentration and risk mitigation

The short duration of Irish Life Health's assets and liabilities limits its exposure to interest rate risk.

### Risk sensitivities

Results of sensitivity testing are set out in section C.7.

## C.3 CREDIT RISK

Credit risk is the risk of loss in the value of financial assets due to counterparties failing to meet all or part of their obligations.

Irish Life Health is exposed to three main sources of credit risk: default of its bank and reinsurance counterparties, default of its customers where premiums are overdue, and default of issuers of fixed interest investments which it has invested in. These exposures are described further below.

Management of credit risk includes monitoring exposures and implementing credit risk standards.

Financial assets are graded according to current credit ratings issued. AAA is the highest possible rating. Investment grade financial assets are classified within the range of AAA to BBB ratings. Financial assets which fall outside of this range are classified as speculative grade. Credit limits for individual counterparties are established in Irish Life Health's Investment Policy and vary based on the credit rating of each counterparty.

The following table provides information regarding the Irish Life Health's aggregated credit risk exposure to its largest counterparties at 31 December 2020 and 31 December 2019.

| 31 December 2020 | | | | | | |
|---|---|---|---|---|---|---|
| | AAA | AA | A | BBB | Not Rated | Total |
| Reinsurance Asset | — | 331,651 | 168 | — | — | 331,819 |
| Cash and Cash Equivalent | 15,624 | 10,086 | — | 4,118 | — | 29,828 |
| Debt Instruments | 117,214 | 38,928 | 2,499 | — | — | 158,641 |

| 31 December 2019 | | | | | | |
|---|---|---|---|---|---|---|
| | AAA | AA | A | BBB | Not Rated | Total |
| Reinsurance Asset | — | 300,803 | 247 | — | — | 301,050 |
| Cash and Cash Equivalent | 16,148 | 5,707 | — | 2,250 | — | 24,105 |
| Debt Instruments | 81,718 | 32,536 | 4,002 | — | — | 118,256 |

The following table provides information regarding the ageing of financial assets that are past due but not impaired.

| 31 December 2020<br>Financial assets that are past due but not impaired | | | | | | |
|---|---|---|---|---|---|---|
| | Neither past due or impaired | 0 – 3 months | 3 – 6 months | 6 months – 1 year | Greater than 1 year | Total |
| Reinsurance Asset | 331,819 | — | — | — | — | 331,819 |
| Receivables | 291,857 | 25,782 | 2,179 | (823) | (170) | 318,825 |

| 31 December 2019<br>Financial assets that are past due but not impaired | | | | | | |
|---|---|---|---|---|---|---|
| | Neither past due or impaired | 0 – 3 months | 3 – 6 months | 6 months – 1 year | Greater than 1 year | Total |
| Reinsurance Asset | 301,050 | — | — | — | — | 301,050 |
| Receivables | 276,976 | 23,441 | 3,160 | 204 | 10 | 303,791 |

### Risk Mitigation

Irish Life Health has a low appetite for credit risk. With the exception of funds held in bank current accounts, all counterparties have a credit rating of A or higher.

### Concentrations of credit risk

Irish Life Health is not exposed to significant concentrations of credit risk due to its Investment Policy which limits investments in individual assets and asset classes.

### Reinsurance credit exposures

Irish Life Health operates on a funds withheld basis (i.e. any net balance owed to the reinsurer is held by the company) with its primary reinsurer which significantly reduces any potential credit exposure.

### Counterparty exposures

The investment approach followed by Irish Life Health aims to:

- Mitigate investment risk by holding a diversified portfolio with holdings spread across multiple counterparties.
- Ensure the overall capital and governance benefits are sufficient to offset the additional cost of engaging an Investment Manager and Custodian.

### Risk Sensitivities

Results of sensitivity testing are set out in section C.7.

## C.4 LIQUIDITY RISK

Irish Life Health has a strong liquidity position and through the application of liquidity risk management seeks to ensure that it has sufficient financial resources available to meet its obligations as they fall due. An overdraft facility is available to Irish Life Health.

### Maturity periods

The following table provides an analysis of assets into their relevant maturity groups based on the remaining period at 31 December 2020 (or 31 December 2019 for the second table) to their contractual maturities.

| At 31 December 2020 | | | | |
|---|---|---|---|---|
| €'000 | Total | Within 1 year | 1-5 years | 5-10 years |
| Cash and Cash Equivalent | 29,828 | 29,828 | — | — |
| Debt Instruments | 158,641 | 158,641 | — | — |
| Reinsurance Assets | 331,819 | 321,315 | 10,504 | — |

| At 31 December 2019 | | | | |
|---|---|---|---|---|
| €'000 | Total | Within 1 year | 1-5 years | 5-10 years |
| Cash and Cash Equivalent | 24,105 | 24,105 | — | — |
| Debt Instruments | 118,256 | 118,256 | — | — |
| Reinsurance Assets | 301,050 | 290,611 | 10,289 | 150 |

### Analysis of expected maturity of insurance liabilities

The following table shows the gross insurance liability as reported in the financial statements at 31 December 2020 and 31 December 2019 analysed by duration. The total liability is split by duration in proportion to the present value of cash flows estimated to arise during that period.

| €'000 | Total | Within 1 year | 1-5 years | 5-10 years |
|---|---|---|---|---|
| 31 December 2020 | 463,846 | 437,859 | 25,817 | 170 |
| 31 December 2019 | 420,737 | 397,815 | 22,718 | 204 |

### Expected Profit Included in Future Premiums

The expected profit included in future premiums (calculated on an earned basis) as at 31 December 2020 is €19.5m. The expected profit in future premiums is calculated in line with Solvency II requirements and does not allow for tax or reinsurance.

The expected profit included in future premiums contributes to Irish Life Health's own funds and therefore increases the amount of assets available to cover Solvency Capital Requirement ("SCR"). The SCR also increases as a result of recognising these future profits, as the Standard Formula SCR calculation allows for the impact of stress events on the future profits.

The expected profit included in future premiums is not considered in Irish Life Health's assessment of its short term liquidity position as it is not a liquid asset. In assessing liquidity over the long term, the Company does allow for the expected profit in future premiums, with appropriate allowance for the uncertainty relating to those future profits.

## C.5 OPERATIONAL RISK

Operational risk arises as a result of inadequate or failed internal processes, people or systems, or from external events. Operational risks relate to all business processes. This means that operational risks include, for example, IT, information security, project, outsourcing, legal, fraud, conduct and compliance risks.

As with other risk categories, line management of business areas have primary responsibility for the effective identification, management, monitoring and reporting of risks to the CEO. This is in accordance with Risk Management Framework. The Risk Function is responsible for implementing the Company's risk management methodologies and frameworks to assist line management in this work. They also provide support and independent challenge on the completeness, accuracy and consistency of risk assessments and the adequacy of mitigating action plans. In this way, the directors satisfy themselves that material risks are being mitigated and reported to an acceptable level.

Operational risks are assessed according to the potential impact and probability of the event concerned. These impact assessments are made against financial, operational and reputational criteria.

### Material Operating Risks:

Irish Life Health's operational risk profile as of 31 December 2020 was dominated by:

- Threat of cyber-crime and other IT related risks
- Conduct risk
- Modelling risk
- Reliance on outsourcing arrangements
- Business continuity management, including transition to working from home
- Ensuring adequate contract management processes are in place
- Continued compliance with General Data Protection Regulation (GDPR)

### Risk Sensitivities

Results of sensitivity testing are set out in section C.7.

## C.6 OTHER MATERIAL RISKS

### Strategic and Business Environment Risk

This risk relates to the ability of Irish Life Health to achieve its strategic goals. Irish Life Health recognises the increased pace of change in the business environment and its impact on policyholder behaviour. It seeks to manage strategic and business risk through proactive engagement with customers, industry representation, a rigorous strategic planning process and ensuring execution of business strategies in alignment with the Company's Risk Appetite.

### Uncertainty driven by COVID-19

Due to the increased level of uncertainty driven by COVID-19 the potential impacts of the existing risks facing Irish Life Health have become more difficult to assess. These risks include heightened insurance risk driven by claims uncertainty leading to increased pricing and reserving risk.

The heightened level of uncertainty is actively considered by Irish Life Health in its strategic planning process, pricing decisions and reserving process as well as through the ORSA.

### Reputational Risk

Irish Life Health recognises that its long-term sustainability depends upon the protection of its brand and relationship with customers. Irish Life Health aims to always treat customers fairly and with integrity.

The Company seeks to maintain reputational risk at the lowest degree possible so it will not take action that will materially impair the reputation of the Irish Life Health brand in Ireland. Consideration of brand value is a key element of the decision making process.

## C.7 ANY OTHER INFORMATION

### Sensitivity analysis and capital management

Irish Life Health uses sensitivity testing to understand the volatility of earnings and the volatility of the Company's capital position.

Some results of sensitivity testing are set out below. For each sensitivity test, the impact of a change in a single factor is shown, with other assumptions left unchanged. The sensitivity tests are set out below:

| Sensitivity factor | Risk Type | Description of sensitivity factor applied |
|---|---|---|
| Interest rate and investment return | Market Risk | The impact of a change in market interest rates by ± 0.5% (e.g. if a current interest rate is 5%, it is the impact of an immediate change to 4.5% and 5.5%). The test allows for the impact on the value of Irish Life Health's assets and liabilities. |
| Policy Lapse Rate | Underwriting Risk | The impact of a change in mid-term cancellation rates by ± 10% (i.e. the sensitivity is assessed by stressing the mid-term cancellation rate to 90% and 110% of the best estimate rate). |
| Gross claims ratio | Underwriting Risk | The impact of an increase in gross claims ratio for health insurance business by 5% (i.e. the sensitivity is assessed by stressing the gross claims ratio to 105% of the best estimate rate). |
| Credit downgrade | Credit Risk | The impact of a one credit quality step downgrade to the largest deposit counterparty. |
| Operational Risk SCR | Operational Risk | The impact of a 10% increase to the operational risk SCR. |
| Credit spread risk | Market risk | The impact of a 0.5% increase in market credit spreads (e.g. if a current spread rate is 2%, it is the impact of an immediate change to 2.5%). |

The sensitivity results are calculated using Irish Life Health's financial models. The results of the sensitivity tests are shown below, compared to the results published in the 2019 SFCR.

| | Sensitivity impacts on Solvency Ratio, Own Funds, and SCR as at 31 December 2020 | | | | Comparison to sensitivity as at 31 December 2019 | |
|---|---|---|---|---|---|---|
| | Solvency Ratio | Impact on Solvency Ratio | Impact on Own Funds (€'000) | Impact on SCR (€'000) | Impact on Solvency Ratio 2020 | Impact on Solvency Ratio 2019 |
| Baseline (31 December position) | 162.5% | | | | | |
| 0.5% increase in interest rates | 163.5% | 1.0% | 431 | -131 | 1.0% | 1.0% |
| 0.5% fall in interest rates | 161.4% | -1.1% | -442 | 134 | -1.1% | -1.1% |
| 10% increase in policy lapse rates | 162.1% | -0.3% | -167 | 13 | -0.3% | -0.1% |
| 10% reduction in policy lapse rates | 162.7% | 0.3% | 167 | 1 | 0.3% | 0.1% |
| 5% deterioration in claims experience | 143.2% | -19.3% | -12,554 | -490 | -19.3% | -12.8% |
| Credit downgrade | 162.2% | -0.2% | 0 | 84 | -0.2% | -0.2% |
| 10% increase in operational risk SCR | 158.7% | -3.7% | 0 | 1,435 | -3.7% | -3.6% |
| 0.5% increase in credit spreads | 162.2% | -0.3% | -182 | 0 | -0.3% | -0.2% |

The Company's most significant risk exposure is to claims experience. Acceptance of this risk is in line with the Company's business strategy and risk appetite.

The Company's risk exposures have not changed materially over the last year.

### Limitations of sensitivity analysis

The above tables demonstrate the effect of a change in a key assumption while other assumptions remain unaffected. In reality, such an occurrence is unlikely, due to correlation between the assumptions and other factors. It should also be noted that these sensitivities are non-linear, and larger or smaller impacts should not be interpolated or extrapolated from these results.

# D

# Valuation for Solvency Purposes

## D.1 ASSETS

The Sections below include information regarding the Irish Life Health's valuation of assets for Solvency II purposes including (for each material class of assets):

> A quantitative explanation of any material differences between the asset values for Solvency II purposes and those used for the financial statements.

> A description of the asset valuation bases, methods and main assumptions used for solvency purposes and those used for the financial statements.

### D.1.1 VALUATION DIFFERENCES - SOLVENCY II FINANCIAL V STATEMENTS

The table below shows the value of the assets as reported in the Company's Solvency II balance sheet as at 31 December 2020 compared to the values reported in the Company's financial statements for each material class of asset.

| Asset Description €000s | Notes (see Valuation bases, methods and main assumptions) | Solvency II basis 31 December 2020 | Financial Statements 31 December 2020 | Difference 31 December 2020 |
|---|---|---|---|---|
| Property and Equipment | | 293 | 293 | — |
| Intangible assets | Note 1 | | 1,102 | (1,102) |
| Investments | Note 2 | 175,364 | 158,641 | 16,723 |
| Deferred tax assets | Note 3 | | 24 | (24) |
| Deferred acquisition costs | Note 4 | | 15,939 | (15,939) |
| Reinsurance recoverable | Note 5 | 83,476 | 331,818 | (248,342) |
| Insurance and intermediaries receivables | Note 6 | 5,036 | 318,723 | (313,687) |
| Receivables (trade, not insurance) | Note 7 | 101 | 101 | — |
| Cash & Cash Equivalents | Note 8 | 14,204 | 29,828 | (15,624) |
| Any other assets, not elsewhere shown | Note 9 | 8,284 | 145,815 | (137,530) |
| **Total assets** | | **286,758** | **1,002,285** | **(715,527)** |

The table below shows the equivalent values as at 31 December 2019.

| Asset Description €000s | Solvency II basis 31 December 2019 | Financial Statements 31 December 2019 | Difference 31 December 2019 |
|---|---|---|---|
| Property and Equipment | 357 | 357 | — |
| Intangible assets | | 258 | (258) |
| Investments | 134,819 | 118,256 | 16,563 |
| Deferred tax assets | | 1,247 | (1,247) |
| Deferred acquisition costs | | 15,323 | (15,323) |
| Reinsurance recoverable | 78,380 | 301,050 | (222,670) |
| Insurance and intermediaries receivables | 6,209 | 303,791 | (297,582) |
| Cash & Cash Equivalents | 7,958 | 24,105 | (16,148) |
| Any other assets, not elsewhere shown | 10,048 | 135,843 | (125,796) |
| **Total assets** | **237,771** | **900,231** | **(662,460)** |

## D.1.2 VALUATION BASES, METHODS AND MAIN ASSUMPTIONS

For each material class of asset shown in Section D.1.1 further information is included in the notes below on the valuation basis for Solvency II purposes. Any material differences between the valuation bases, methods and main assumptions used for Solvency II and those used for the financial statements are also discussed below. There are no material assumptions or judgements used in the valuation of assets and no significant sources of estimation uncertainty which would affect the value of the assets.

### Note 1: Intangible Assets

| Solvency II purposes: | Financial Statements purposes: |
|---|---|
| As per Article 12 of the Delegated Act, intangible assets are valued at nil for Solvency II purposes, unless the intangible asset can be sold separately, and the Company can demonstrate that there is a value for the same or similar assets derived in accordance with Article 10 of the Delegated Act. The intangible assets being held on the Irish Life Health Balance Sheet don't fall into this exception as described in Article 10 and are therefore valued at nil. | Computer software is carried at cost, less amortisation and provision for impairment, if any. The external costs and identifiable internal costs of acquiring and developing software are capitalised where it is probable that future economic benefits that exceed those costs will flow from the software's use over more than one year.<br>Capitalised computer software is amortised on an asset by asset basis over three to fifteen years, but typically is no longer than 5 years. |

### Note 2: Investments

Investments consist of a portfolio of government, corporate bonds and collateralised securities (91%, €159.7m) and holdings in money market funds (9%, €15.6m). As required under IFRS 13 (Fair Value Measurement), our annual audited statutory financial statements disclose how we value assets and liabilities across level 1, 2 and 3. This is the fair value hierarchy.

- **Level 1:** fair value measurements based on quoted market prices (unadjusted) in active markets for identical assets or liabilities that the entity can access at the measurement date.
- **Level 2:** fair value measurements based on inputs other than quoted prices included within level 1 that are observable for the asset or liability either directly (i.e. as prices) or indirectly (i.e. derived from prices).
- **Level 3:** fair value measurements based on valuation techniques that include inputs for the asset and liability that are based on unobservable market data.

Irish Life Health Cash & Cash Equivalents are classified under level 1, with debt instruments classified under level 2. There are no level 3 assets held.

| Solvency II purposes: | Financial Statements purposes: |
|---|---|
| Investments are valued at their face value plus accrued interest. | There are no valuation differences between Solvency II and the financial statements. However there are a number of reclassifications, which result in a difference between the Solvency II and the financial statements.<br>The main classification differences are:<br>> Accrued Interest is included in 'Investments' under Solvency II but 'prepayments and accrued income' in the financial statements.<br>> Holdings in Money Market Funds is included in 'Investments' under Solvency II but 'Cash & Cash Equivalents' in the financial statements. |

### Note 3: Deferred Tax

| Solvency II purposes: | Financial Statements purposes: |
|---|---|
| The total effect of differences between the valuation of assets and liabilities for Solvency II purposes and the valuation used for tax purposes is that the value of net assets is higher on the Solvency II basis. As a result, the deferred tax position is a deferred tax liability, as discussed in section D.3.2, Note 1. | The deferred tax asset held under the Financial Statements arises because assets are valued differently for tax purposes and for accounting purposes. At year-end 2020, the value of assets used in the tax calculation is higher than the accounting value of the assets. This means that there is an amount of tax which can be claimed in future period tax computations. |

### Note 4: Deferred Acquisition Costs ("DAC")

| Solvency II purposes: | Financial Statements purposes: |
|---|---|
| In line with Solvency II regulations, DAC is valued at nil for Solvency II purposes. | Acquisition costs for insurance contracts represent those costs directly associated with the acquisition of new business. These costs are deferred to the extent that they are expected to be recoverable out of future revenues to which they relate. |

### Note 5: Reinsurance Recoverable

The reinsurance recoverable consists of reinsurers' share of technical provisions. The valuation of the reinsurance recoverable is discussed in Section D.2.

### Note 6: Insurance & intermediaries receivables

Insurance and intermediaries receivables are made up of outstanding premiums due from policyholders.

| Solvency II purposes: | Financial Statements purposes: |
|---|---|
| Insurance and intermediaries receivables relate to outstanding premiums which are overdue from policyholders. | Insurance and intermediaries receivables are made up of all outstanding premiums due from policyholders. It includes amounts which are:<br>> currently due<br>> overdue<br>> relating to policies that have been written but for which the premium is not yet contractually due. |

### Note 7: Receivables (trade, not insurance)

Includes amounts receivable from group entities.

| Solvency II purposes: | Financial Statements purposes: |
|---|---|
| Receivables are recorded at their fair value, net of any amounts deemed as doubtful debts. | As described for Solvency II.<br>There are no differences with the Solvency II recognition and valuation basis. |

### Note 8: Cash & Cash Equivalents

Cash & Cash Equivalents includes cash at bank.

| Solvency II purposes: | Financial Statements purposes: |
|---|---|
| Cash & Cash Equivalents are valued at their face value. | There are no differences with the Solvency II valuation basis. There is one difference in classification as follows:<br>> Holdings in Money Market Funds are included in 'Investments' under Solvency II but 'Cash & Cash Equivalents' in the financial statements. |

### Note 9: Any other assets, not elsewhere shown

Any other assets, not shown elsewhere on the Statement of Financial Position.

| Solvency II purposes: | Financial Statements purposes: |
|---|---|
| For Solvency II purposes, other assets includes:<br>1) Current tax assets, valued at face value.<br>2) Amounts due to be received from the risk equalisation fund<br>3) Amounts due to be received from other debtors | For Financial Statements purposes, other assets includes the three items as described for Solvency II.<br>In addition, for Financial Statements purposes other assets includes:<br>> Accrued income valued based on the amount expected to be received or earned in the future, included in Investments under Solvency II.<br>> Deferred risk equalisation expenses and future risk equalisation receipts, reflected in the premium provision under Solvency II. |

## D.1.3 ITEMS NOT IN SCOPE

The following requirements in the EIOPA Level 3 - Guidelines on reporting and public disclosure as outlined in 'Guideline 7 Content by material classes of assets' are not applicable to Irish Life Health or apply to immaterial amounts.

> For material intangible assets: nature of the assets and information on the evidence and criteria used to conclude that an active market exists for those assets;

> For financial and operating leases: describe in general the leasing arrangements in relation to each material class of assets subject to leasing arrangement, separately for financial and operating leases;

> For related undertakings: where related undertakings were not valued using quoted market prices in an active markets or using the adjusted equity method, provide an explanation why the use of these methods was not possible or practical.

## D.2 TECHNICAL PROVISIONS

Technical provisions represent the value of the Company's liabilities under policies which have been written at the valuation date or that the Company is legally obliged to accept.

Solvency II technical provisions include the following components:

> Best Estimate Technical Provisions

> Risk Margin

Technical provisions are calculated before allowing for reinsurance and the impact of reinsurance is separately allowed for in the reinsurance recoverable.

## D.2.1 SOLVENCY II TECHNICAL PROVISIONS AND REINSURANCE RECOVERABLE: OVERVIEW

Irish Life Health only writes health insurance so has just one line of business. All of Irish Life Health's policies are classified as medical expenses insurance under Solvency II.

The value of technical provisions and the reinsurance recoverable is shown below as at 31 December 2020:

| Liability Description €000s | Gross | Recoverable from Reinsurance | Net |
|---|---|---|---|
| Claims provisions | 114,603 | 86,446 | 28,157 |
| Premium provisions | (39,575) | (2,970) | (36,605) |
| Best estimate technical provisions | 75,028 | 83,476 | (8,448) |
| Risk margin | 5,179 | — | 5,179 |
| Total technical provisions | 80,208 | 83,476 | (3,269) |

The value of technical provisions and reinsurance recoverable is shown below as at 31 December 2019:

| Liability Description €000s | Gross | Recoverable from Reinsurance | Net |
|---|---|---|---|
| Claims provisions | 109,455 | 81,314 | 28,141 |
| Premium provisions | (55,135) | (2,934) | (52,201) |
| Best estimate technical provisions | 54,321 | 78,380 | (24,059) |
| Risk margin | 4,592 | — | 4,592 |
| Total technical provisions | 58,913 | 78,380 | (19,467) |

The movement in technical provisions over 2020 has been impacted by factors including claims payments, changes in business volumes, changes in claims and risk equalisation experience over the period and considerations relating to the increased level of uncertainty which exists at year-end 2020 due to the ongoing COVID-19 pandemic.

The methodology used in calculating technical provisions is described in the sections below.

### D.2.1.1 BEST ESTIMATE TECHNICAL PROVISIONS

Best estimate technical provisions ("BETPs") are calculated in line with Solvency II regulations. The BETPs represent the best estimate of the value of Irish Life Health's obligations under its policies.

Under Solvency II, the term "best estimate" is defined as the probability weighted average of future cash-flows taking account of the time value of money, using the relevant risk-free interest rate.

Irish Life Health's BETPs include the claims provision and the premium provision:

- The claims provision is held in respect of claims that have occurred on or before the valuation date;
- The premium provision includes all future expected cash-flows arising from policies in force and legally obliged but un-incepted business at the valuation date.

### D.2.1.2 BEST ESTIMATE REINSURANCE RECOVERABLE

The reinsurance recoverable reflects the expected recoveries from reinsurance based on the terms of the Company's reinsurance arrangements, based on the same assumptions as used to calculate the BETPs.

Irish Life Health does not have any reinsurance arrangements with special purpose vehicles.

### D.2.1.3 RISK MARGIN

The risk margin is intended to represent the premium which another insurer would require for taking on Irish Life Health's insurance portfolio, and reflects the cost of holding the policy related capital for all policies.

The risk margin is determined as the present value of the projected cost of capital on the underlying business, where the future cost of capital in any given year is equal to the projected SCR arising on Irish Life Health's underlying business in that year multiplied by a cost of capital rate. EIOPA has prescribed a cost of capital rate of 6%

Irish Life Health has adopted a simplified approach to calculate its risk margin which is to approximate the individual risks with the SCR modules to calculate the future SCR.

## D.2.2 SOLVENCY II BEST ESTIMATE TECHNICAL PROVISIONS AND REINSURANCE RECOVERABLE: BASES, METHODOLOGY AND ASSUMPTIONS

### D.2.2.1 CLAIMS PROVISIONS - BASES, METHODOLOGY AND ASSUMPTIONS

#### Overview

The claims provision includes the present value of expected future claim costs in respect of claim events which have already occurred. Irish Life Health's claims provision includes the following components:

- Outstanding Claims Reserve: This reserve is held for all claims that are recorded on Irish Life Health's system but have not yet been paid.
- Incurred but not Reported ("IBNR") Reserve: This is a reserve for historic claims that have not yet been reported to the Company.

- Claims Handling Expense Reserve: This is a reserve to cover the expected expenses relating to the future handling of all outstanding and IBNR claims.
- Provision for future risk equalisation costs and credits: This relates to expected future cashflows to and from the risk equalisation fund, where those cashflows relate to claims which have occurred in the past or insurance coverage which has been provided in the past.
- Provisions for Events not in Data ("ENID") and other uncertainties: Additional provisions are held in respect of reasonably foreseeable events that are not included in the Company's data because they have not occurred in the past and other uncertainties relevant to claim events which have already occurred.

### Outstanding Claims Reserve

This reserve is based on the expected amount payable based on the amount invoiced by the hospital (allowing for any elements that have been declined or adjusted) or claimed by the customer.

### Incurred but not Reported Reserve

This reserve is calculated by estimating the total value of claims for each historic treatment month and then deducting total claims already incurred (including claims already paid and claims included within the outstanding claims reserve) for that treatment month.

The reserve is calculated separately for different sub-categories of claims that have broadly similar experience.

The total value of claims for each treatment month is estimated using assumptions about future claims development which are determined by considering historical claims development patterns and other relevant information.

### Claims Handling Expense Reserve

The Claims Handling Expense Reserve is calculated by estimating the expected expenses associated with claims handling, including both expenses directly related to claims handling and a share of overhead expenses.

### Risk equalisation fund costs and credits

Risk equalisation costs and credits are projected based on the rules of the risk equalisation scheme allowing for the characteristics of our business.

### Provisions for ENID and other uncertainties

Setting the provision for ENID and other uncertainties is an area where expert judgement has been applied. At year-end 2020, this provision considered the specific uncertainties which exist due to the COVID-19 pandemic.

## D.2.2.2 PREMIUM PROVISION - BASES, METHODOLOGY AND ASSUMPTIONS

### Overview

The premium provision reflects future cashflows in relation to events occurring after the valuation date and during the remaining in-force coverage period of policies that are either in force or that the Company is legally obliged to write.

### Methodology

The best estimate premium provision is calculated as the expected present value of future in- and outgoing cashflows. Future cashflows include:

- Future premiums;
- Cashflows resulting from future claims;
- Cashflows arising from future risk equalisation costs and credits; and
- Future expenses.

The best estimate includes all future cashflows associated with business which is in force and which the Company is legally obliged to write. The best estimate allows for ENID and other uncertainties, considering the specific uncertainties which exist at year-end 2020 due to the COVID-19 pandemic.

### Assumptions

Future projected claims allow for expected changes in claims due to ageing, medical inflation and utilisation trend.

The future expense assumption is derived from Irish Life Health's current expense base. It includes administrative expenses, claims management expenses, reinsurance costs and overheads. Expenses are projected on the assumption that Irish Life Health continues to write new business.

Future risk equalisation cashflows reflect amounts due to be paid to and received from the risk equalisation fund in the future, which depend on the characteristics of the business we have written.

The calculation of the premium provision takes account of expected future policyholder behaviour such as the likelihood of mid-term cancellation.

## D.2.3 LEVEL OF UNCERTAINTY ASSOCIATED WITH THE VALUE OF TECHNICAL PROVISIONS

The main sources of uncertainty in the technical provisions are as follows:

(a) **Claims:** A change in product mix, profile of customers, medical inflation, newly emerging claim types may result in a different claims level or a different claims development pattern than assumed.

Claims can also be impacted by other factors such as government actions. The final amount of incurred but not reported claims and the amount of future claims occurring after the valuation date (but during the future coverage period of in force and legally obliged policies) may therefore be higher or lower than expected;

(b) **Expenses:** Future expenses may be higher or lower than expected;

(c) **Policyholder behaviour:** Future policyholder behaviour (e.g. in rates of mid-term cancellation) may be different to expected and

(d) **Claims adjudication process:** The final settlement cost of notified claims will not be known until adjudication is complete.

The COVID-19 pandemic has resulted in a heightened level of uncertainty at year-end 2020. This most materially impacts claims related uncertainty, but impacts the other areas of uncertainty noted also.

The best estimate technical provisions make appropriate allowance for the increased level of uncertainty.

## D.2.4 DIFFERENCES BETWEEN SOLVENCY II TECHNICAL PROVISIONS AND VALUATION OF LIABILITIES FOR THE FINANCIAL STATEMENTS

| Liability Description €000s | Solvency II basis 31.12.2020 | Financial Statements 31.12.2020 | Difference 31.12.2020 |
|---|---|---|---|
| **Premium provisions** | **(36,605)** | **88,158** | **(124,763)** |
| Gross | (39,575) | 326,511 | (366,086) |
| Total recoverable from Reinsurance | 2,970 | (238,353) | 241,323 |
| **Claims provisions** | **28,157** | **43,869** | **(15,712)** |
| Gross | 114,603 | 137,335 | (22,732) |
| Total recoverable from Reinsurance | (86,446) | (93,466) | 7,020 |
| **Risk margin** | **5,179** | **—** | **5,179** |
| | | | |
| **Total Technical Liabilities - Gross** | **80,208** | **463,846** | **(383,638)** |
| **Total Technical Liabilities - Net** | **(3,269)** | **132,027** | **(135,296)** |

### Premium provision

The premium provision on the financial statements basis is the Unearned Premium Reserve (which is set equal to the portion of the premium for business written before the valuation date which has not yet been earned) plus an allowance for additional costs expected to be incurred in relation business written before the valuation date. The Unearned Premium Reserve is balanced by a premium receivable asset.

On the Solvency II basis the premium provision is set on a best estimate basis and allows for expected future cash in-flows (premiums and risk equalisation credits) and cash out-flows (claims, risk equalisation costs and expenses), as discussed in Section D.2.2.2 above.

As discussed in Sections D.1 and D.3, there are also differences in the valuation of some other assets and liabilities between IFRS and Solvency II, to reflect that some of the cashflows allowed for in the Solvency II technical provisions are reflected in other assets and liabilities in the IFRS financial statements. The difference in the premium provision combined with these other differences results in future profits being recognised on the Solvency II basis. However, under Solvency II the value of expected future profit recognised must be stressed within the calculation of the Solvency Capital Requirement (as discussed in Section E.2 below).

### Claims provision

The claims provision on the financial statements basis includes a margin for uncertainty which brings the claims reserves from best estimate to the 75th percentile of potential outcomes. On the Solvency II basis, claims provisions are set at best estimate.

In addition, expected future risk equalisation costs and credits relating to historical periods are included in claims provisions under Solvency II and in other assets or other liabilities in the financial statements.

### Risk margin

The risk margin is not held on the financial statements basis.

## D.2.5 LONG-TERM GUARANTEE MEASURES

Irish Life Health does not apply the matching adjustment or the volatility adjustment for calculating technical provisions.

Irish Life Health does not apply the transitional interest rate risk free structure or the transitional measure on technical provisions.

## D.2.6 MATERIAL CHANGES IN RELEVANT ASSUMPTIONS COMPARED TO PREVIOUS REPORTING PERIOD

For the claims provision, there has been no change to the material assumption that the claims development patterns seen in the past will be appropriate for the future. The claims provision assumptions have been reviewed and updated to reflect the current level of uncertainty.

For the premium provision, the assessment of future cashflows has been updated to reflect Irish Life Health's latest best estimate assessment of future claims and expense levels taking into account recent experience, historical trends, the current level of uncertainty and other relevant information.

## D.3 OTHER LIABILITIES

Set out below is information regarding Irish Life Health's valuation of each material class of other liabilities for Solvency II purposes, including:

a. Quantitative explanations of material differences in valuations between Solvency II and those used for the financial statements; and

b. Valuation bases, methods and main assumptions used for Solvency II and those used for financial statements for the financial year ended 31 December 2020.

### D.3.1 VALUATION DIFFERENCES - SOLVENCY II V FINANCIAL STATEMENTS

The table below shows the value of the liabilities as reported in the Company's Solvency II balance sheet compared to the values reported in the Company's financial statements for each material class of liability.

| Other Liability €000s | Notes (see Valuation bases, methods and main assumptions) | Solvency II basis 31.12.2020 | Financial Statements 31.12.2020 | Difference 31.12.2020 |
|---|---|---|---|---|
| Deferred tax liabilities | Note 1 | 1,981 | — | 1,981 |
| Reinsurance payables | Note 2 | 86,306 | 331,679 | -245,373 |
| Provision | Note 3 | 575 | 575 | — |
| Other liabilities | Note 4 | 17,737 | 120,267 | -102,530 |
| | | | | |
| **Total Other Liabilities** | | **106,599** | **452,521** | **-345,922** |

| Other Liability €000s | Notes (see Valuation bases, methods and main assumptions) | Solvency II basis 31.12.2019 | Financial Statements 31.12.2019 | Difference 31.12.2019 |
|---|---|---|---|---|
| Deferred tax liabilities | Note 1 | 515 | 0 | 515 |
| Reinsurance payables | Note 2 | 82,470 | 302,212 | -219,742 |
| Provision | Note 3 | 300 | 300 | 0 |
| Other liabilities | Note 4 | 14,369 | 108,110 | -93,741 |
| | | | | |
| **Total Other Liabilities** | | **97,653** | **410,622** | **-312,969** |

### D.3.2 VALUATION BASES, METHODS AND MAIN ASSUMPTIONS

For each material class of liability shown in Section D.3.1, further information is included in the notes below on the valuation basis for Solvency II purposes. Any material differences between the valuation bases, methods and main assumptions used for Solvency II and those used for the financial statements are also discussed below. There are no material assumptions or judgements used in the valuation of these liabilities and no significant sources of estimation uncertainty which would affect the value of these liabilities.

Liabilities are of a short term nature with most cash flows occurring within a 12 month period.

#### Note 1: Deferred Tax Liability

| Solvency II purposes: | Financial Statements purposes: |
|---|---|
| The value of the Company's net assets under Solvency II is higher than on the financial statements, due to the valuation differences described throughout section D. Irish Life Health is subject to tax on profits as calculated in its financial statements (with some minor differences as described in Note 3 of section D.1.2). This means that the additional profits recognised on the Solvency II basis have not yet been subject to tax, but will be taxed when they emerge in the future on the financial statements basis. The deferred tax liability reflects the future tax expected to be payable based on the Solvency II valuation relative to the valuation used for tax purposes. | No deferred tax liability arises on the financial statements balance sheet. |

#### Note 2: Reinsurance payables

Reinsurance payables represent the balance due to reinsurers in respect of outstanding reinsurance premiums and funds withheld by Irish Life Health which back the reinsurance asset.

| Solvency II purposes: | Financial Statements purposes: |
|---|---|
| Reinsurance payables represent the balance due to reinsurers in respect of outstanding reinsurance premiums and funds withheld by Irish Life Health which back the reinsurance recoverable. | The approach is similar to that described for Solvency II.<br>The difference in the value noted in the table above arises as a result of the reinsurance impact of the various accounting differences for technical provisions between Solvency II and Financial Statements outlined in section D.2.4. |

Note 3: Provisions

Provisions relate to existing provisions in 2020 and reflect the best estimate of the expenditure required to settle any present legal obligations as at 31 December 2020.

| Solvency II purposes: | Financial Statements purposes: |
|---|---|
| The value of each provision is derived through senior management review and evaluation of the expected outflow required to settle the liability to which the provision applies. We do not believe the settlement value will differ significantly from the amount we have estimated. | The approach is similar to that described for Solvency II.<br>There are no material differences with the Solvency II recognition and valuation basis. |

Note 4: Other Liabilities

Other liabilities include liabilities not elsewhere shown on the Statement of Financial Position, for example intercompany liabilities, other taxation balances (PAYE) and accruals.

| Solvency II purposes: | Financial Statements purposes: |
|---|---|
| Payables are recorded on an accruals basis. The unearned portion of the risk equalisation premium credit is removed for Solvency II purposes. | There are no material differences with the Solvency II recognition and valuation basis. |

### D.3.3 ITEMS NOT IN SCOPE

The following requirements in the EIOPA Level 3 - Guidelines on reporting and public disclosure the requirement under 'Guideline 7 Content by material classes of assets' are not applicable to Irish Life Health or apply to immaterial amounts.

- Describe in general the material liabilities arising as a result of leasing arrangements, separately disclosing information on financial and operating leases;
- The nature of the liabilities for employee benefits and a breakdown of the amounts by nature of the liability and the nature of the defined benefit plan assets, the amount of each class of assets, the percentage of each class of assets with respect to the total defined benefit plan assets, including reimbursement rights.

## D.4 ALTERNATIVE METHODS FOR VALUATION

The valuation of assets and liabilities is discussed in Sections D.1, D.2 and D.3 above. There are no alternative methods to note.

## D.5 ANY OTHER INFORMATION

No items to note.

Irish Life health

# E

# Capital Management

## E.1 OWN FUNDS

This Section provides information regarding Irish Life Health's own funds as at 31 December 2020 and the policies and processes employed for managing own funds to meet all of Irish Life Health's regulatory capital requirements.

Own funds are the excess of the value of the Company's assets over the value of its liabilities, where the value of the liabilities includes technical provisions and other liabilities. Own funds are divided into three tiers based on their permanence, and how well they can absorb losses. Tier 1 own funds are of the highest quality. All of Irish Life Health's own funds are Tier 1.

Irish Life Health manages its own funds so that its solvency position stays within a targeted range as specified in its risk management framework. The range targeted has sufficient coverage above the SCR to ensure the Company is able to meet all of its ongoing financial liabilities. Irish Life Health's capital management policy is supported by its capital management plan. The capital management plan is produced annually and forecasts the solvency ratio and dividend payments over a five year horizon using the business strategy set out in the annual business plan and detailed capital projections, sensitivity stresses and scenario tests on capital requirements from the ORSA.

There have been no material changes in Irish Life Health's approach to managing its own funds over the reporting period.

### E.1.1 COMPONENTS OF OWN FUNDS

The table below sets out the approach Irish Life Health takes to valuing its own funds and Irish Life Health's assessment of each component of own funds.

| Solvency II Own Funds item | How Own Funds item is valued (according to Solvency II rules) | Assessment |
|---|---|---|
| Ordinary share capital | Valued in accordance with Article 75 of the Solvency II Directive. | This is the share capital and share premium, based on the Company's financial statements. |
| Share premium account related to ordinary share capital | | All of the Company's share capital and share premium is classed as tier 1 unrestricted. |
| Reconciliation Reserve | Valued in accordance with Article 70 of the Delegated Act. | The reconciliation reserve equals the excess of assets over liabilities from the company's Solvency II balance sheet. For Irish Life Health, the reconciliation reserve is reduced by the following amounts:<br>> Planned dividends<br>> The basic own funds item listed above (ordinary share capital and share premium)<br>In line with Article 69 of the Delegated Act, all of the reconciliation reserve is classified as tier 1 unrestricted.<br>The reconciliation reserve will vary over time based on the experience of the Company, including the claims experience, expense levels, risk equalisation impact and the impact of writing new business in the future |

The table below shows the Company's own funds as at 31 December 2020 and as at 31 December 2019.

| Own Funds<br>€000s | 31.12.2020 | 31.12.2019 |
|---|---|---|
| Ordinary Share Capital | 9 | 9 |
| Share Premium Account | 12,441 | 12,441 |
| Reconciliation Reserve | 87,501 | 68,755 |
| **Tier 1 Unrestricted** | **99,951** | **81,205** |
| Tier 1 Restricted | 0 | 0 |
| Tier 2 | 0 | 0 |
| Tier 3 | 0 | 0 |
| **Available and Eligible Own Funds** | **99,951** | **81,205** |

## Changes in own funds in 2020

Overall, own funds have increased by €18.7m in 2020.

The increase in own funds is mainly due to profits which emerged from Irish Life Health's business as discussed in Section A.2 above.

The increase in own funds in 2020 follows a reduction of €7.6m in 2019 due to increases in claims rates in 2019.

## Future own funds movements

Movements in the Company's own funds in the future will depend on a number of factors including the Company's experience and the dividends that the Company decides to pay. Irish Life Health intends to manage its own funds so that its solvency position stays within a targeted range, as discussed at the beginning of Section E.1.

## Deferred taxes

The Company's Solvency II own funds include a deferred tax liability of €2.0m at 31 December 2020. This reflects tax that is expected to be paid in the future, if the future profits reflected in own funds arise as expected (as described in Section D.3.2, Note 1).

No deferred tax asset is held under Solvency II at year-end 2020.

## Deductions and Restrictions

There are no deductions from own funds. There are no significant restrictions on the transferability of own funds.

## Limits on eligibility of capital

The limits on eligible Tier 2 capital, Tier 3 capital and restricted Tier 1 capital have no impact on Irish Life Health's eligible own funds to cover the SCR.

Irish Life Health's own funds are all unrestricted Tier 1 capital and are fully eligible to cover the SCR and the Minimum Capital Requirement ("MCR").

## E.1.2 ELIGIBLE OWN FUNDS TO COVER SOLVENCY CAPITAL REQUIREMENT AND MINIMUM CAPITAL REQUIREMENT

The table below shows Irish Life Health's eligible own funds to cover the SCR and MCR as at 31 December 2020 and 31 December 2019.

| Own Funds €000s | 31.12.2020 | 31.12.2019 | Difference |
|---|---|---|---|
| Tier 1 Unrestricted | 99,951 | 81,205 | 18,746 |
| Eligible own funds to meet SCR | 99,951 | 81,205 | 18,746 |
| Solvency Capital Requirement | 61,529 | 53,161 | 8,368 |
| Solvency Ratio | 162.5% | 152.8% | 9.7% |
| | | | |
| Minimum Capital Requirement | 15,382 | 13,290 | 2,092 |
| Eligible own funds as a percentage of MCR | 649.8% | 611.0% | 38.8% |

## E.1.3 EQUITY IN FINANCIAL STATEMENTS COMPARED TO SOLVENCY II OWN FUNDS

Irish Life Health prepares financial statements under IFRS rules. As at 31 December 2020, the difference between the equity in the financial statements and the Solvency II own funds is as follows:

| €000s | 31 December 2020 |
|---|---|
| Net Assets as per Financial statements | 85,918 |
| Removal of DAC | (15,939) |
| Removal of intangible assets | (1,102) |
| Addition of future profits (net of reinsurance) | 20,817 |
| Removal of margins for uncertainty in financial statements | 17,879 |
| Addition of Risk Margin | (5,179) |
| Impact of Deferred Tax | (2,005) |
| Other | (438) |
| Solvency II Eligible Own Funds | 99,951 |

The key differences between the equity in the financial statements and the Solvency II own funds are:

- The financial statements allow for deferral of acquisition costs through a DAC asset.
- The valuation of insurance contract liabilities in the financial statements differs from the valuation of technical provisions under Solvency II, as discussed in Section D.2 above.
- Due to the difference in valuation of insurance contract liabilities and DAC, there is a difference in the deferred tax.

## E.1.4 TRANSITIONAL ARRANGEMENTS

Irish Life Health does not avail of any Solvency II transitional arrangements relating to own funds.

## E.1.5 ANCILLARY OWN FUNDS

Irish Life Health does not have any ancillary own fund items.

## E.2 SOLVENCY CAPITAL REQUIREMENT AND MINIMUM CAPITAL REQUIREMENT

Irish Life Health calculates the SCR using the standard formula. The SCR includes the Basic Solvency Capital Requirement ("BSCR") and the SCR for operational risk.

The BSCR is calculated using a correlation matrix approach and three risk modules are relevant for Irish Life Health:

> Health underwriting (non-SLT)

> Market;

> Counterparty (default).

The non-life underwriting, life underwriting and intangible assets risk modules are not applicable to Irish Life Health.

The SCR and MCR at 31 December 2020 and 31 December 2019 are shown below:

| €000s | 31.12.2020 | 31.12.2019 | Difference |
|---|---|---|---|
| Solvency Capital Requirement | 61,529 | 53,161 | 8,368 |
| Minimum Capital Requirement | 15,382 | 13,290 | 2,092 |

### E.2.1 SOLVENCY II CAPITAL REQUIREMENTS SPLIT BY RISK MODULE

The split of the SCR by risk module at 31 December 2020 and 31 December 2019 is shown below:

The movements in the SCR in 2020 are discussed in Section E.2.5 below.

| €000s | 31.12.2020 | 31.12.2019 |
|---|---|---|
| Market Risk | 584 | 570 |
| Counterparty default risk | 1,378 | 1,270 |
| Life underwriting risk | — | — |
| Health underwriting risk | 49,868 | 40,804 |
| Non-life underwriting risk | — | — |
| Diversification | (1,448) | (1,355) |
| Intangible asset risk | — | — |
| **Basic Solvency Capital Requirement** | **50,382** | **41,289** |
| Operational Risk | 14,349 | 12,387 |
| Loss-absorbing capacity of deferred taxes | (3,203) | (515) |
| **Solvency Capital Requirement** | **61,529** | **53,161** |

### E.2.2 USE OF SIMPLIFIED METHODS

Irish Life Health uses a simplified calculation permitted by the Delegated Acts for the calculation of lapse risk within the health underwriting risk module.

None of the other simplifications allowed in the Delegated Acts to estimate the SCRs were used.

### E.2.3 UNDERTAKING SPECIFIC PARAMETERS

Irish Life Health does not use undertaking specific parameters.

### E.2.4 LOSS ABSORBING CAPACITY OF DEFERRED TAXES

The SCR has been reduced by €3.2m for the loss absorbing capacity of deferred taxes at 31 December 2020. This reflects that if the Company incurs losses due to adverse experience there will be a reduction in the tax paid by the Company.

The source of the loss absorbing capacity of deferred taxes is as follows:

> **Deferred Tax Liability €2.0m.** As noted in Section E.1, own funds allow for a deferred tax liability of €2.0m. The SCR calculation anticipates stress events which reduce the value of future profits. The occurrence of these stress events would also mean that this tax liability would not arise.

> **Carry back against prior year tax payments €1.2m.** Under Irish tax law if losses are incurred, it is possible to reclaim tax paid in respect of the previous calendar year. Tax payable in respect of 2020 is €1.2m. If the stress events envisaged in the SCR calculation arise this tax payment can be reclaimed.

No allowance is made for any loss absorbing capacity of deferred taxes from future profits.

It is not expected that there will be a deferred tax asset after allowing for the loss absorbing capacity of deferred taxes.

### E2.5 CALCULATION OF THE MINIMUM CAPITAL REQUIREMENT

Under Solvency II, the MCR is calculated using a formula set out in the Delegated Act and is subject to a minimum of 25% of the SCR and a maximum of 45% of the SCR. For Irish Life Health, the minimum value of the MCR of 25% of the SCR applies.

> As at 31 December 2020 the MCR of €15.4m is 25% of the Solvency Capital Requirement of €61.5m.

> As at 31 December 2019 the MCR of €13.3m is 25% of the Solvency Capital Requirement of €53.2m.

### E2.6 MATERIAL CHANGES DURING THE REPORTING PERIOD

During 2020, the SCR increased by €8.4m. The increase in the SCR was mainly due to an increase in health underwriting risk and operational risk partly offset by an increase in the loss absorbing capacity of deferred taxes.

During 2020, the MCR increased by €2.1m due to the increase in the SCR.

## E.3 USE OF DURATION BASED SUB-MODULE IN THE CALCULATION OF THE SOLVENCY CAPITAL REQUIREMENT

Irish Life Health does not use the duration based equity risk sub-module.

## E.4 DIFFERENCES BETWEEN STANDARD FORMULA AND ANY INTERNAL MODEL USED

Irish Life Health uses the standard formula to calculate the SCR and MCR and does not use any internal model to calculate these.

## E.5 NON-COMPLIANCE WITH THE MINIMUM CAPITAL REQUIREMENT AND NON-COMPLIANCE WITH THE SOLVENCY CAPITAL REQUIREMENT

During 2020, Irish Life Health was in compliance with the SCR and MCR requirements.

## E.6 ANY OTHER INFORMATION

No items to note.

# Appendices

## APPENDIX 1 LIST OF ABBREVIATIONS USED IN THE DOCUMENT

Basic Solvency Capital Requirement (BSCR)
Best Estimate Technical Provision (BETP)
Board Audit Committee (BAC)
Board Risk Committee (BRC)
Canada Life Asset Management Limited (CLAM)
Canada Life Ltd (CLL)
Chief Executive Officer (CEO)
Chief Internal Auditor (CIA)
The Canada Life Group (U.K.) Limited (CLG)
Central Bank of Ireland (CBI)
Chief Risk Officer (CRO)
Designated Activity Company (dac)
Deferred Acquisition Costs (DAC)
Diversity & Inclusion (D&I)
Enterprise Risk Management (ERM)
European Insurance and Occupational Pension Authority (EIOPA)
Events not in Data (ENID)
Executive Risk Management Committee (ERC)
General Data Protection Regulation (GDPR)
The Great-West Life Assurance Company (GWL)
Great-West Lifeco Inc. group of companies (Lifeco)
Group Operational Risk Committee (GORC)
Irish Life Group Limited (ILGL)
Irish Life Health dac (the Company)
Irish Life Health dac (ILH)
Irish Life Health Board of directors (the Board)
Incurred but not Reported (IBNR)
Independent Non-Executive Director (INED)
Institute of Internal Auditor's (IIA)
International Financial Reporting Standards (IFRS)
Management Risk Forum (MRF)
Minimum Capital Requirement (MCR)
Non-Executive Director (NED)
Own Risk and Solvency Assessment (ORSA)
Own Solvency Needs Assessment (OSNA)
Pre-approved controlled function (PCF)
Prudential Regulation Authority (PRA)
Solvency and Financial Condition Report (SFCR)
Solvency Capital Requirement (SCR)

## APPENDIX 2 BALANCE SHEET

| | S.02.01.02 | Solvency II value (nearest €) |
|---|---|---|
| | Assets | C0010 |
| R0010 | Goodwill | |
| R0020 | Deferred acquisition costs | |
| R0030 | Intangible assets | |
| R0040 | Deferred tax assets | |
| R0050 | Pension benefit surplus | |
| R0060 | Property, plant & equipment held for own use | 293,462 |
| R0070 | Investments (other than assets held for index-linked and unit-linked contracts) | 175,363,502 |
| R0080 | Property (other than for own use) | 0 |
| R0090 | Holdings in related undertakings, including participations | 0 |
| R0100 | Equities | 0 |
| R0110 | Equities - listed | |
| R0120 | Equities - unlisted | |
| R0130 | Bonds | 159,739,720 |
| R0140 | Government Bonds | 110,225,377 |
| R0150 | Corporate Bonds | 41,425,548 |
| R0160 | Structured notes | 0 |
| R0170 | Collateralised securities | 8,088,795 |
| R0180 | Collective Investments Undertakings | 15,623,782 |
| R0190 | Derivatives | |
| R0200 | Deposits other than cash equivalents | 0 |
| R0210 | Other investments | 0 |
| R0220 | Assets held for index-linked and unit-linked contracts | |
| R0230 | Loans and mortgages | 0 |
| R0240 | Loans on policies | 0 |
| R0250 | Loans and mortgages to individuals | |
| R0260 | Other loans and mortgages | |
| R0270 | Reinsurance recoverables from: | 83,476,279 |
| R0280 | Non-life and health similar to non-life | 83,476,279 |
| R0290 | Non-life excluding health | 0 |
| R0300 | Health similar to non-life | 83,476,279 |
| R0310 | Life and health similar to life, excluding index-linked and unit-linked | 0 |
| R0320 | Health similar to life | |
| R0330 | Life excluding health and index-linked and unit-linked | |
| R0340 | Life index-linked and unit-linked | |
| R0350 | Deposits to cedants | 0 |
| R0360 | Insurance and intermediaries receivables | 5,035,945 |
| R0370 | Reinsurance receivables | |
| R0380 | Receivables (trade, not insurance) | 101,153 |
| R0390 | Own shares (held directly) | |
| R0400 | Amounts due in respect of own fund items or initial fund called up but not yet paid in | 0 |
| R0410 | Cash and cash equivalents | 14,203,719 |
| R0420 | Any other assets, not elsewhere shown | 8,284,201 |
| R0500 | Total assets | 286,758,262 |

## APPENDIX 2 (CONTINUED)

| | Liabilities | Solvency II value (nearest €) |
|---|---|---|
| | Liabilities | C0010 |
| R0510 | Technical provisions - non-life | 80,207,692 |
| R0520 | Technical provisions - non-life (excluding health) | 0 |
| R0530 | TP calculated as a whole | 0 |
| R0540 | Best Estimate | 0 |
| R0550 | Risk margin | 0 |
| R0560 | Technical provisions - health (similar to non-life) | 80,207,692 |
| R0570 | TP calculated as a whole | 0 |
| R0580 | Best Estimate | 75,028,268 |
| R0590 | Risk margin | 5,179,424 |
| R0600 | Technical provisions - life (excluding index-linked and unit-linked) | 0 |
| R0610 | Technical provisions - health (similar to life) | 0 |
| R0620 | TP calculated as a whole | |
| R0630 | Best Estimate | |
| R0640 | Risk margin | |
| R0650 | Technical provisions - life (excluding health and index-linked and unit-linked) | 0 |
| R0660 | TP calculated as a whole | |
| R0670 | Best Estimate | |
| R0680 | Risk margin | |
| R0690 | Technical provisions - index-linked and unit-linked | 0 |
| R0700 | TP calculated as a whole | |
| R0710 | Best Estimate | |
| R0720 | Risk margin | |
| R0730 | Other technical provisions | |
| R0740 | Contingent liabilities | 0 |
| R0750 | Provisions other than technical provisions | 575,000 |
| R0760 | Pension benefit obligations | |
| R0770 | Deposits from reinsurers | |
| R0780 | Deferred tax liabilities | 1,980,847 |
| R0790 | Derivatives | |
| R0800 | Debts owed to credit institutions | 0 |
| R0810 | Financial liabilities other than debts owed to credit institutions | 0 |
| R0820 | Insurance & intermediaries payables | |
| R0830 | Reinsurance payables | 86,306,491 |
| R0840 | Payables (trade, not insurance) | 8,422,765 |
| R0850 | Subordinated liabilities | 0 |
| R0860 | Subordinated liabilities not in BOF | |
| R0870 | Subordinated liabilities in BOF | 0 |
| R0880 | Any other liabilities, not elsewhere shown | 9,314,045 |
| R0900 | Total liabilities | 186,806,840 |
| | | |
| R1000 | Excess of assets over liabilities | 99,951,422 |

## APPENDIX 3 PREMIUMS, CLAIMS, EXPENSES BY LINE OF BUSINESS

| | S.05.01.02 | | |
|---|---|---|---|
| | Premiums, claims and expenses by line of business | | |
| | Non-life | Line of Business for: non-life insurance and reinsurance obligations (direct business and accepted proportional reinsurance) | Total |
| | | Medical expense insurance | |
| | Premiums written | C0010 | C0200 |
| R0110 | Gross - Direct Business | 500,748,211 | 500,748,211 |
| R0120 | Gross - Proportional reinsurance accepted | | 0 |
| R0130 | Gross - Non-proportional reinsurance accepted | | 0 |
| R0140 | Reinsurers' share | 365,628,954 | 365,628,954 |
| R0200 | Net | 135,119,257 | 135,119,257 |
| | Premiums earned | | |
| R0210 | Gross - Direct Business | 478,293,490 | 478,293,490 |
| R0220 | Gross - Proportional reinsurance accepted | | 0 |
| R0230 | Gross - Non-proportional reinsurance accepted | | 0 |
| R0240 | Reinsurers' share | 349,237,008 | 349,237,008 |
| R0300 | Net | 129,056,482 | 129,056,482 |
| | Claims incurred | | |
| R0310 | Gross - Direct Business | 328,115,995 | 328,115,995 |
| R0320 | Gross - Proportional reinsurance accepted | | 0 |
| R0330 | Gross - Non-proportional reinsurance accepted | | 0 |
| R0340 | Reinsurers' share | 231,835,366 | 231,835,366 |
| R0400 | Net | 96,280,629 | 96,280,629 |
| | Changes in other technical provisions | | |
| R0410 | Gross - Direct Business | | 0 |
| R0420 | Gross - Proportional reinsurance accepted | | 0 |
| R0430 | Gross - Non-proportional reinsurance accepted | | 0 |
| R0440 | Reinsurers' share | | 0 |
| R0500 | Net | 0 | 0 |
| | | | |
| R0550 | Expenses incurred | 125,005,462 | 125,005,462 |
| R1200 | Other expenses | | |
| R1300 | Total expenses | | 125,005,462 |

## APPENDIX 4 PREMIUMS, CLAIMS, EXPENSES BY COUNTRY

| | S.05.02.01 | | |
|---|---|---|---|
| | Premiums, claims and expenses by country | C0010 | C0070 |
| R0010 | Non-life | Home Country | Total Top 5 and home country |
| | Premiums written | C0080 | C0140 |
| R0110 | Gross - Direct Business | 500,748,211 | 500,748,211 |
| R0120 | Gross - Proportional reinsurance accepted | | 0 |
| R0130 | Gross - Non-proportional reinsurance accepted | | 0 |
| R0140 | Reinsurers' share | 365,628,954 | 365,628,954 |
| R0200 | Net | 135,119,257 | 135,119,257 |
| | Premiums earned | | |
| R0210 | Gross - Direct Business | 478,293,490 | 478,293,490 |
| R0220 | Gross - Proportional reinsurance accepted | | 0 |
| R0230 | Gross - Non-proportional reinsurance accepted | | 0 |
| R0240 | Reinsurers' share | 349,237,008 | 349,237,008 |
| R0300 | Net | 129,056,482 | 129,056,482 |
| | Claims incurred | | |
| R0310 | Gross - Direct Business | 328,115,995 | 328,115,995 |
| R0320 | Gross - Proportional reinsurance accepted | | 0 |
| R0330 | Gross - Non-proportional reinsurance accepted | | 0 |
| R0340 | Reinsurers' share | 231,835,366 | 231,835,366 |
| R0400 | Net | 96,280,629 | 96,280,629 |
| | Changes in other technical provisions | | |
| R0410 | Gross - Direct Business | | 0 |
| R0420 | Gross - Proportional reinsurance accepted | | 0 |
| R0430 | Gross - Non-proportional reinsurance accepted | | 0 |
| R0440 | Reinsurers' share | | 0 |
| R0500 | Net | 0 | 0 |
| | | | |
| R0550 | Expenses incurred | 125,005,462 | 125,005,462 |
| R1200 | Other expenses | | |
| R1300 | Total expenses | | 125,005,462 |

## APPENDIX 5 NON-LIFE TECHNICAL PROVISIONS

| | S.17.01.02 | | |
|---|---|---|---|
| | Non-Life Technical Provisions | Direct business and accepted proportional reinsurance | Total Non-Life obligation |
| | | Medical expense insurance | |
| | | C0020 | C0180 |
| R0010 | Technical provisions calculated as a whole | 0 | 0 |
| R0050 | Total Recoverables from reinsurance/SPV and Finite Re after the adjustment for expected losses due to counterparty default associated to TP calculated as a whole | | 0 |
| | | | |
| | | | |
| | Technical provisions calculated as a sum of BE and RM | | |
| | Best estimate | | |
| | Premium provisions | | |
| R0060 | Gross - Total | -39,574,707 | -39,574,707 |
| R0140 | Total recoverable from reinsurance/SPV and Finite Re after the adjustment for expected losses due to counterparty default | -2,970,158 | -2,970,158 |
| R0150 | Net Best Estimate of Premium Provisions | -36,604,549 | -36,604,549 |
| | | | |
| | Claims provisions | | |
| R0160 | Gross - Total | 114,602,975 | 114,602,975 |
| R0240 | Total recoverable from reinsurance/SPV and Finite Re after the adjustment for expected losses due to counterparty default | 86,446,437 | 86,446,437 |
| R0250 | Net Best Estimate of Claims Provisions | 28,156,538 | 28,156,538 |
| | | | |
| R0260 | Total best estimate - gross | 75,028,268 | 75,028,268 |
| R0270 | Total best estimate - net | -8,448,010 | -8,448,010 |
| | | | |
| R0280 | Risk margin | 5,179,424 | 5,179,424 |
| | | | |
| | Amount of the transitional on Technical Provisions | | |
| R0290 | TP as a whole | | 0 |
| R0300 | Best estimate | | 0 |
| R0310 | Risk margin | | 0 |
| | | | |
| R0320 | Technical provisions - total | 80,207,692 | 80,207,692 |
| R0330 | Recoverable from reinsurance contract/SPV and Finite Re after the adjustment for expected losses due to counterparty default - total | 83,476,279 | 83,476,279 |
| R0340 | Technical provisions minus recoverables from reinsurance/SPV and Finite Re- total | -3,268,586 | -3,268,586 |

## APPENDIX 6 NON-LIFE INSURANCE CLAIMS

| | S.19.01.21 | | | | | | | | | | | | | | |
|---|---|---|---|---|---|---|---|---|---|---|---|---|---|---|---|
| | Non-Life insurance claims | | | | | | | | | | | | | | |
| | Total Non-life business | | | | | | | | | | | | | | |
| Z0020 | | | | Accident year / underwriting year | | Accident year | | | | | | | | | |
| | Gross Claims Paid (non-cumulative) (absolute amount) | | | | | | | | | | | | | | |
| | | C0010 | C0020 | C0030 | C0040 | C0050 | C0060 | C0070 | C0080 | C0090 | C0100 | C0110 | | C0170 | C0180 |
| | Year | Development year | | | | | | | | | | | | In Current year | Sum of years (cumulative) |
| | | 0 | 1 | 2 | 3 | 4 | 5 | 6 | 7 | 8 | 9 | 10+ | | | |
| R0100 | Prior | | | | | | | | | | | 7,405.78 | | 7,405.78 | 7,405.78 |
| R0160 | N-9 | 151,872,625 | 59,602,248 | 2,836,460 | 1,008,147 | 316,502 | 409,985 | 60,926 | 22,208 | -10,531 | 7,621 | | | 7,621 | 216,126,191 |
| R0170 | N-8 | 185,541,267 | 56,381,276 | 4,994,070 | 1,164,983 | 1,321,752 | 61,659 | 80,203 | -67,683 | 11,397 | | | | 11,397 | 249,488,924 |
| R0180 | N-7 | 168,567,986 | 61,907,167 | 4,971,955 | 2,508,205 | 269,850 | 104,691 | -2,425 | 6,431 | | | | | 6,431 | 238,333,861 |
| R0190 | N-6 | 157,515,193 | 64,467,438 | 12,623,292 | 390,918 | 50,043 | -32,750 | 188,831 | | | | | | 188,831 | 235,202,964 |
| R0200 | N-5 | 155,770,521 | 73,734,126 | 2,207,420 | 270,933 | 68,457 | 216,681 | | | | | | | 216,681 | 232,268,138 |
| R0210 | N-4 | 175,771,465 | 55,864,584 | 3,865,416 | 1,022,932 | 533,563 | | | | | | | | 533,563 | 237,057,960 |
| R0220 | N-3 | 192,285,498 | 69,092,816 | 4,527,397 | 1,746,787 | | | | | | | | | 1,746,787 | 267,652,497 |
| R0230 | N-2 | 231,320,155 | 87,550,261 | 6,822,524 | | | | | | | | | | 6,822,524 | 325,692,940 |
| R0240 | N-1 | 261,587,007 | 88,060,112 | | | | | | | | | | | 88,060,112 | 349,647,119 |
| R0250 | N | 202,703,026 | | | | | | | | | | | | 202,703,026 | 202,703,026 |
| R0260 | | | | | | | | | | | | | Total | 300,304,378 | 2,554,181,025 |



Irish Life health

## APPENDIX 6 NON-LIFE INSURANCE CLAIMS CONTINUED

| Gross undiscounted Best Estimate Claims Provisions (absolute amount) | | | | | | | | | | | | | |
|---|---|---|---|---|---|---|---|---|---|---|---|---|---|
| | C0200 | C0210 | C0220 | C0230 | C0240 | C0250 | C0260 | C0270 | C0280 | C0290 | C0300 | | C0360 |
| Year | Development year | | | | | | | | | | | | Year end (discounted data) |
| | 0 | 1 | 2 | 3 | 4 | 5 | 6 | 7 | 8 | 9 | 10 | | |
| Prior | | | | | | | | | | | 3,880 | | 3,891 |
| N-9 | 0 | 0 | 0 | 0 | 0 | 158,221 | 15,642 | 6,859 | 3,859 | 1,573 | | | 1,578 |
| N-8 | 0 | 0 | 0 | 0 | 351,462 | 83,465 | 25,653 | 20,673 | 14,417 | | | | 14,457 |
| N-7 | 0 | 0 | 0 | 439,119 | 113,188 | 48,467 | 29,366 | 17,340 | | | | | 17,389 |
| N-6 | 0 | 0 | 1,282,578 | 1,687,279 | 347,845 | 281,327 | 202,761 | | | | | | 203,348 |
| N-5 | 0 | 6,320,024 | 3,588,907 | 1,378,264 | 1,020,140 | 917,623 | | | | | | | 920,283 |
| N-4 | 72,583,203 | 7,350,961 | 3,342,341 | 1,210,566 | 922,070 | | | | | | | | 924,729 |
| N-3 | 69,598,774 | 6,225,366 | 2,558,472 | 1,266,320 | | | | | | | | | 1,269,899 |
| N-2 | 86,999,405 | 8,654,228 | 4,242,706 | | | | | | | | | | 4,256,401 |
| N-1 | 95,464,581 | 9,875,632 | | | | | | | | | | | 9,906,240 |
| N | 96,791,501 | | | | | | | | | | | | 97,084,761 |
| | | | | | | | | | | | | Total | 114,602,975 |

## APPENDIX 7 OWN FUNDS

| | S.23.01.01 | | | | | |
|---|---|---|---|---|---|---|
| | Own Funds | | | | | |
| | Basic own funds before deduction for participations in other financial sector as foreseen in article 68 of Delegated Regulation 2015/35 | Total | Tier 1 unrestricted | Tier 1 restricted | Tier 2 | Tier 3 |
| | | C0010 | C0020 | C0030 | C0040 | C0050 |
| R0010 | Ordinary share capital (gross of own shares) | 9,000 | 9,000 | | 0 | |
| R0030 | Share premium account related to ordinary share capital | 12,441,000 | 12,441,000 | | 0 | |
| R0040 | Initial funds, members' contributions or the equivalent basic own-fund item for mutual and mutual-type undertakings | 0 | 0 | | 0 | |
| R0050 | Subordinated mutual member accounts | 0 | | 0 | 0 | 0 |
| R0070 | Surplus funds | 0 | 0 | | | |
| R0090 | Preference shares | 0 | | 0 | 0 | 0 |
| R0110 | Share premium account related to preference shares | 0 | | 0 | 0 | 0 |
| R0130 | Reconciliation reserve | 87,501,422 | 87,501,422 | | | |
| R0140 | Subordinated liabilities | 0 | | 0 | 0 | 0 |
| R0160 | An amount equal to the value of net deferred tax assets | 0 | | | | 0 |
| R0180 | Other own fund items approved by the supervisory authority as basic own funds not specified above | 0 | 0 | 0 | 0 | 0 |
| | Own funds from the financial statements that should not be represented by the reconciliation reserve and do not meet the criteria to be classified as Solvency II own funds | | | | | |
| R0220 | Own funds from the financial statements that should not be represented by the reconciliation reserve and do not meet the criteria to be classified as Solvency II own funds | 0 | | | | |
| | Deductions | | | | | |
| R0230 | Deductions for participations in financial and credit institutions | 0 | | | | |
| | | | | | | |
| R0290 | Total basic own funds after deductions | 99,951,422 | 99,951,422 | 0 | 0 | 0 |
| | Ancillary own funds | | | | | |
| R0300 | Unpaid and uncalled ordinary share capital callable on demand | 0 | | | | |
| R0310 | Unpaid and uncalled initial funds, members' contributions or the equivalent basic own fund item for mutual and mutual - type undertakings, callable on demand | 0 | | | | |
| R0320 | Unpaid and uncalled preference shares callable on demand | 0 | | | | |
| R0330 | A legally binding commitment to subscribe and pay for subordinated liabilities on demand | 0 | | | | |
| R0340 | Letters of credit and guarantees under Article 96(2) of the Directive 2009/138/EC | 0 | | | | |
| R0350 | Letters of credit and guarantees other than under Article 96(2) of the Directive 2009/138/EC | 0 | | | | |
| R0360 | Supplementary members calls under first subparagraph of Article 96(3) of the Directive 2009/138/EC | 0 | | | | |

## APPENDIX 7 OWN FUNDS CONTINUED

| | S.23.01.01 | | | | | |
|---|---|---|---|---|---|---|
| | Own Funds | | | | | |
| | Basic own funds before deduction for participations in other financial sector as foreseen in article 68 of Delegated Regulation 2015/35 | Total | Tier 1 unrestricted | Tier 1 restricted | Tier 2 | Tier 3 |
| | | C0010 | C0020 | C0030 | C0040 | C0050 |
| R0370 | Supplementary members calls - other than under first subparagraph of Article 96(3) of the Directive 2009/138/EC | 0 | | | | |
| R0390 | Other ancillary own funds | 0 | | | | |
| R0400 | Total ancillary own funds | 0 | | | 0.00 | 0.00 |
| | | | | | | |
| | Available and eligible own funds | | | | | |
| R0500 | Total available own funds to meet the SCR | 99,951,422 | 99,951,422 | 0.00 | 0.00 | 0.00 |
| R0510 | Total available own funds to meet the MCR | 99,951,422 | 99,951,422 | 0.00 | 0.00 | |
| R0540 | Total eligible own funds to meet the SCR | 99,951,422 | 99,951,422 | 0.00 | 0.00 | 0.00 |
| R0550 | Total eligible own funds to meet the MCR | 99,951,422 | 99,951,422 | 0.00 | 0.00 | |
| | | | | | | |
| R0580 | **SCR** | 61,528,708 | | | | |
| R0600 | **MCR** | 15,382,177 | | | | |
| R0620 | **Ratio of Eligible own funds to SCR** | 162.45% | | | | |
| R0640 | **Ratio of Eligible own funds to MCR** | 649.79% | | | | |
| | | | | | | |
| | Reconcilliation reserve | C0060 | | | | |
| R0700 | Excess of assets over liabilities | 99,951,421.62 | | | | |
| R0710 | Own shares (held directly and indirectly) | 0 | | | | |
| R0720 | Foreseeable dividends, distributions and charges | | | | | |
| R0730 | Other basic own fund items | 12,450,000 | | | | |
| R0740 | Adjustment for restricted own fund items in respect of matching adjustment portfolios and ring fenced funds | 0 | | | | |
| R0760 | **Reconciliation reserve** | 87,501,422 | | | | |
| | | | | | | |
| | Expected profits | | | | | |
| R0770 | Expected profits included in future premiums (EPIFP) - Life business | | | | | |
| R0780 | Expected profits included in future premiums (EPIFP) - Non- life business | 19,471,715 | | | | |
| R0790 | Total Expected profits included in future premiums (EPIFP) | 19,471,715 | | | | |

## APPENDIX 8 SOLVENCY CAPITAL REQUIREMENT - FOR UNDERTAKINGS ON STANDARD FORMULA

| | S.25.01.21 | | | |
|---|---|---|---|---|
| | Solvency Capital Requirement - for undertakings on Standard Formula | | | |
| | | Gross solvency capital requirement | USP | Simplifications |
| | | C0110 | C0090 | C0120 |
| R0010 | Market risk | 584,321 | | |
| R0020 | Counterparty default risk | 1,378,186 | | |
| R0030 | Life underwriting risk | 0 | 9 | |
| R0040 | Health underwriting risk | 49,867,949 | 9 | Non-SLT health lapse risk |
| R0050 | Non-life underwriting risk | 0 | 9 | |
| R0060 | Diversification | -1,448,030 | | |
| | | | | |
| R0070 | Intangible asset risk | 0 | | |
| | | | | |
| R0100 | Basic Solvency Capital Requirement | 50,382,427 | | |
| | | | | |
| | Calculation of Solvency Capital Requirement | C0100 | | |
| R0130 | Operational risk | 14,348,805 | | |
| R0140 | Loss-absorbing capacity of technical provisions | 0 | | |
| R0150 | Loss-absorbing capacity of deferred taxes | -3,202,524 | | |
| R0160 | Capital requirement for business operated in accordance with Art. 4 of Directive 2003/41/EC | 0 | | |
| R0200 | Solvency Capital Requirement excluding capital add-on | 61,528,708 | | |
| R0210 | Capital add-ons already set | 0 | | |
| R0220 | Solvency capital requirement | 61,528,708 | | |
| | | | | |
| | Other information on SCR | | | |
| R0400 | Capital requirement for duration-based equity risk sub-module | 0 | | |
| R0410 | Total amount of Notional Solvency Capital Requirements for remaining part | 0 | | |
| R0420 | Total amount of Notional Solvency Capital Requirements for ring fenced funds | 0 | | |
| R0430 | Total amount of Notional Solvency Capital Requirements for matching adjustment portfolios | 0 | | |
| R0440 | Diversification effects due to RFF nSCR aggregation for article 304 | 0 | | |
| | | | | |
| | Approach to tax rate | C0109 | | |
| R0590 | Approach based on average tax rate | 2 | | |

| | S.25.01.21 | | | |
|---|---|---|---|---|
| | Solvency Capital Requirement – for undertakings on Standard Formula | | | |
| | | Gross solvency capital requirement | USP | Simplifications |
| | | C0110 | C0090 | C0120 |

| | Calculation of loss absorbing capacity of deferred taxes | LAC DT |
|---|---|---|
| | | C0130 |
| R0640 | LAC DT | -3,202,524 |
| R0650 | LAC DT justified by reversion of deferred tax liabilities | -1,980,847 |
| R0660 | LAC DT justified by reference to probable future taxable economic profit | 0 |
| R0670 | LAC DT justified by carry back, current year | -1,221,677 |
| R0680 | LAC DT justified by carry back, future years | 0 |
| R0690 | Maximum LAC DT | -8,091,404 |

## APPENDIX 9 MINIMUM CAPITAL REQUIREMENT - ONLY LIFE OR NON-LIFE OR REINSURANCE ACTIVITY

| | S.28.01.01 | | | |
|---|---|---|---|---|
| | Minimum Capital Requirement - Only life or only non-life insurance or reinsurance activity | | | |
| | Linear formula component for non-life insurance and reinsurance obligations | C0010 | | |
| R0010 | MCRNL Result | 6,602,278 | Net (of reinsurance/SPV) best estimate and TP calculated as a whole | Net (of reinsurance) written premiums in the last 12 months |
| | | | C0020 | C0030 |
| R0020 | Medical expense insurance and proportional reinsurance | | 0.00 | 135,119,257.04 |
| R0030 | Income protection insurance and proportional reinsurance | | 0 | |
| R0040 | Workers' compensation insurance and proportional reinsurance | | 0 | |
| R0050 | Motor vehicle liability insurance and proportional reinsurance | | 0 | |
| R0060 | Other motor insurance and proportional reinsurance | | 0 | |
| R0070 | Marine, aviation and transport insurance and proportional reinsurance | | 0 | |
| R0080 | Fire and other damage to property insurance and proportional reinsurance | | 0 | |
| R0090 | General liability insurance and proportional reinsurance | | 0 | |
| R0100 | Credit and suretyship insurance and proportional reinsurance | | 0 | |
| R0110 | Legal expenses insurance and proportional reinsurance | | 0 | |
| R0120 | Assistance and proportional reinsurance | | 0 | |
| R0130 | Miscellaneous financial loss insurance and proportional reinsurance | | 0 | |
| R0140 | Non-proportional health reinsurance | | 0 | |
| R0150 | Non-proportional casualty reinsurance | | 0 | |
| R0160 | Non-proportional marine, aviation and transport reinsurance | | 0 | |
| R0170 | Non-proportional property reinsurance | | 0 | |
| | Linear formula component for life insurance and reinsurance obligations | C0040 | | |
| R0200 | MCRL Result | 0 | Net (of reinsurance/SPV) best estimate and TP calculated as a whole | Net (of reinsurance/SPV) total capital at risk |
| R0210 | Obligations with profit participation - guaranteed benefits | | C0050 | C0060 |
| R0220 | Obligations with profit participation - future discretionary benefits | | | |
| R0230 | Index-linked and unit-linked insurance obligations | | | |
| R0240 | Other life (re)insurance and health (re)insurance obligations | | | |
| R0250 | Total capital at risk for all life (re)insurance obligations | | | |
| | Overall MCR calculation | C0070 | | |
| R0300 | Linear MCR | 6,350,605 | | |
| R0310 | SCR | 61,528,708 | | |
| R0320 | MCR cap | 27,687,919 | | |
| R0330 | MCR floor | 15,382,177 | | |
| R0340 | Combined MCR | 15,382,177 | | |
| R0350 | Absolute floor of the MCR | 2,500,000 | | |
| R0400 | Minimum Capital Requirement | 15,382,177 | | |

Irish Life health

Irish Life Health dac is regulated by the Central Bank of Ireland

ILH_10026-21-03